





BULLDOGGFOOTBALL

The Citadel 2010

The Citadel (2-7 overall; 0-6 SoCon) vs. Elon (3-5 overall; 2-3 SoCon)
 Saturday, November 6 - 2 p.m. - Sansom Field at Johnson Hagood Stadium

This Week's Matchup

Opponent: Elon
Date: Nov. 6, 2010
Kickoff Time: 2 p.m.
Site: Charleston, S.C.
Stadium: Johnson Hagood Stadium
Surface: Natural Grass (Bermuda)
Capacity: 21,000
Ranking: The Citadel: NR; Elon: NR
Series History: The Citadel leads, 6-3
Last Meeting: Oct. 10, 2009; Elon won, 43-7

	Radio: The Citadel Sports Network, ESPN 910 Play-by play: Darren Goldwater; Color: Walt Nadzak; Sideline: Brad Franko Pregame: Two hours prior to kick-off with The Team's Ted Byrne	
	Internet: A live audio broadcast of the game will be available by logging on to Bulldog Insider at www.CitadelSports.com	
	Television: This game will not be televised.	

NOTES ON THIS WEEK'S GAME:

The Series

The Citadel will face the Elon Phoenix for just the 10th time in the programs' history. The series dates back to 1954 when the teams competed against each other two years in row. However, the series did not resume until Oct. 4, 2003- the year Elon joined the Southern Conference. The Bulldogs lead the series, 6-3; however, the Phoenix claimed the victory in the last meeting, 43-7, on Oct. 10, 2009 in Elon. The win marked their third defeat of the Bulldogs since joining the SoCon. The teams have met in Charleston on six occasions and The Citadel has won five of those games.

Scouting the Phoenix

Elon (3-5 overall; 2-3 SoCon) is currently coming off an offensive shootout against Chattanooga in last Saturday's 49-35 Phoenix victory at Chattanooga. Elon, who has struggled this season, after coming off a 9-3 overall and 7-1 SoCon record in 2009 to claim second place, was picked to finish second by both the SoCon media and coaches, but currently stands in seventh place in the conference. Claiming wins against Shaw, Samford and recently #20 Chattanooga, the Phoenix have recorded the most losses this season since head coach Pete Lembo's first season when Elon went 5-6 (2006). The Phoenix have lost at Duke, at No. 9 Richmond, at No. 24 Georgia Southern, at No. 1 Appalachian State and against No. 9 Wofford.

Elon is coached by Pete Lembo who is in his fifth season at the helm of Phoenix Football. The Phoenix run a multiple offense and a 4-3 defense. They returned seven offensive starters, including quarterback senior Scott Riddle who leads the conference passing average and total offense. On defense, Elon returned six starters and are led this season by senior Brandon Wiggins who ranks fourth in the conference in tackles.

2010 COUNTDOWN TO KICKOFF

- 10 - Number of rushing TDs scored by both The Citadel and Elon this season
 - 9 - Number of games played by The Citadel this season
 - 8 - Quarterback hurries recorded this season by the Bulldog defense
 - 7 - Field goals made by Bulldog kickers Sam Keeler and Ryan Sellers in 2010
 - 6 - The most pass completions in a single-game this season by the Bulldogs
 - 5 - The number of times (of 6) The Citadel defeated Elon at Johnson Hagood Stadium.
 - 4 - Yards average per rush by the Bulldogs this season
 - 3 - Bulldog defenders have 50+ total tackles this season
 - 2 - Number of forced fumbles Bulldog linebacker Tolu Akindede had against Wofford
 - 1 - Time The Citadel played Elon for Homecoming prior to the 2010 season
- Kickoff!!!**

THE CITADEL SCHEDULE

Date	Opponent	Time/Result
Sept. 4	Chowan	W, 56-14
Sept. 11	at # 23 Arizona	L, 52-6
Sept. 18	Presbyterian	W, 26-14
Sept. 25	at No. 23 Furman	L, 31-14
Oct. 2	Western Carolina	L, 24-13
Oct. 9	Chattanooga	L, 28-10
Oct. 16	at No. 1 Appalachian State	L, 39-10
Oct. 23	Georgia Southern	L, 20-0
Oct. 30	No. 9 Wofford	L, 35-0
Nov. 6	Elon	2 p.m.
Nov. 20	at Samford	2 p.m.

ELON SCHEDULE

Date	Opponent	Time/Result
Sept. 4	at Duke	L, 41-27
Sept. 11	Shaw	W, 55-26
Sept. 18	at Richmond	L, 27-21
Sept. 25	at Georgia Southern	L, 38-31
Oct. 2	Samford	W, 24-19
Oct. 9	at Appalachian State	L, 34-31
Oct. 23	Wofford	L, 28-21
Oct. 30	at Chattanooga	W, 49-35
Nov. 6	at The Citadel	2 p.m.
Nov. 13	Furman	1:30 p.m.
Nov. 20	Western Carolina	3 p.m.

COACHES

The Citadel: Kevin Higgins (West Chester '77)
 Overall Record: 82-64-1 (14th Season)
 At The Citadel: 26-39 (Fifth Season)
 Elon: Pete Lembo (Georgetown '92)
 Overall Record: 76-36 (ninth season)
 At Elon: 32-22 (fifth season)

QUICK REFERENCE

The Citadel vs. Elon.....	2
Injured Bulldogs.....	2
Southern Conference Standings.....	5
The Last Time.....	6-7
Head Coach Kevin Higgins.....	8-10
The Citadel Rosters/Depth Chart.....	11-13
Pronunciation Guide.....	12
Media Information.....	14

Media Relations Football Contact:

Director of Media Relations - Noelle Orr Blaney
 office: (843) 953-5353; cell: (843) 708-0044;
 email: noelle.orr@citadel.edu
 McAlister Field House/The Citadel
 171 Moultrie Street Charleston, SC 29409-6150

2010 SEASON STATISTICS



THE CITADEL VS. ELON



CIT..... **Offensive Team Stats**..... **ELON**

9	Game Played	8
135	Scoring	249
15.0	Points Per Game	31.1
124	First Downs	194
214.2	Yards Rushing Per Game	104.2
10	Rushing Touchdown	10
45.9	Yards Passing Per Game	326.0
3	Passing Touchdowns	22
2341	Total Offense	3442
260.1	Yards of Total Offense Per Game	430.2
42/134	Third Down Conversions/Attempts	47/103
31%	Third Down Conversion Percentage	46%
11/25	Fourth Down Conversions/Attempts	6/11
44%	Fourth Down Conversion Percentage	55%
32:13	Average Time of Possession	29:15

CIT..... **Defensive Team Stats**..... **ELON**

18	Total Sacks by	10
107	Sack Yardage	73
10	Interceptions	11
126	Interception Yardage	122

CIT..... **Special Teams Stats**..... **ELON**

36.0	Net Punting Average	34.1
7.6	Punt Return Average	14.3
18.0	Kickoff Return Average	19.5
7/11	Field Goals Made/Attempted	6/12
64%	Field Goal Percentage	50%

CIT..... **Miscellaneous Team Stats**..... **ELON**

43/349	Total Penalties/Yards	45/423
38.8	Penalty Yardage Per Game	52.9
39/22	Fumbles/Lost	11/9

Scoring by Quarters

	1st	2nd	3rd	4th	OT	Total
CIT	21	69	23	22	0	135
ELON	62	90	38	59	0	249

INJURED BULLDOGS

Player	Injury	Status
Greg Adams	Concussion	Day-to-day
Joseph Boateng	Lower extremities	Probable
Alex Carr	Torso	Out
Cass Couey	Lower extremities	Probable
Van Dyke Jones	ACL	Out
Christian Robertson	Upper extremities	Probable
Alex Sellars	ACL	Out

Saturday's Forecast

Sunny	Humidity: 76%	Estimated Temp
High: 63 F	Precip: 0%	at Kickoff: Low 60s
Low: 38 F	Sunrise: 7:42 a.m.	
Wind: NW 12	Sunset: 6:24 p.m.	
UV Index: 5 Mod		

Quick Facts Heading Into This Week's Matchup

Nov. 6 Games

The Citadel has played 13 games on Nov. 6, dating back to 1915. The Bulldogs hold a 5-7-1 record in those games with the most recent in 2004 in a 44-24 win over Chattanooga at Johnson Hagood Stadium. The Bulldogs have won the last three of four game played on Nov. 6. Elon and The Citadel have never met on this date.

Higgins Looks to Break Tie Over Former Mentee

The Citadel Head Coach Kevin Higgins will be reunited with one of his former Lehigh assistants again, but just like the last four seasons, they'll be on opposite sides of the gridiron. Phoenix Head Coach Pete Lembo served an assistant coach for Higgins' last three seasons (1998-2000) with the Mountain Hawks. When Higgins left Lehigh to accept a coaching position with the NFL's Detroit Lions, Lembo took over as the head coach for the next five seasons. Now, they reunite again at Johnson Hagood Stadium as Higgins continues his sixth season with the Bulldogs and Lembo in his fifth with the Phoenix. The series is now tied 2-2 between the two head coaches.

Homecoming Games

The Citadel's first homecoming game was reported to have taken place on Oct. 25, 1924. The game was played in Hampton Park, now located adjacent to The Citadel's campus. Since 1953, the Bulldogs hold a 35-23 record in Homecoming games with their most recent victory on Nov. 15, 2008 against Chattanooga. All-America wide receiver Andre Roberts scored the game-winning touchdown on a punt return to claim the 24-21 victory, ending a six-game losing streak. Since 1953, The Citadel has played Elon once for Homecoming, which ended in a 21-0 Bulldog shutout of the Phoenix on Nov. 12, 2005.

The Red Out

The Citadel and Johnson Hagood Stadium are going "RED" for Homecoming 2010 in honor of the return Big Red, the palmetto flag that many believe was carried by Citadel cadets who fired on the Union supply ship Star of the West in 1861. After its March 2010 arrival on campus, "Big Red" went on display in the lobby of the Holliday Alumni Center across from Johnson Hagood Stadium. The flag is on loan until 2014 from the State Historical Society of Iowa.

"Get the Red Out", tagged by the Alumni Association, is an homage to Big Red. Alumni and football fans are encouraged to wear red to the Homecoming football.

PAT Kicking

The Citadel and Elon are two of four teams tied for first in the conference in point after attempts after nine and eight games, respectively. Both teams are 100 percent, with the Bulldogs connecting on 16-of-16 attempts and the Phoenix making 33-of-33, the most of the four teams.

Role Reversal

While the Bulldogs have led the conference the last two season in punt returns, the Elon Phoenix have now taken over that role with the departure of All-America Andre Roberts to the NFL. The Phoenix rank first the SoCon in punt returns with an average of 14.3 yards a return. However, The Citadel still has the top ranking punt returner in the conference in Greg Adams. Adams averages 7.6 yards in 21 returns this season.

Winless in SoCon

The last time The Citadel went 0-6 in the SoCon was in 1999 when they lost at East Tennessee State, against Appalachian State, Furman, at Georgia Southern, against Wofford and at Chattanooga in overtime. The last Bulldog SoCon victory came in a 28-16 victory against Samford on Oct. 31, 2009. The last Citadel road SoCon win dates back to 2007 when the Bulldogs defeated Western Carolina, 37-31, on Oct. 20 in Cullowhee.

Back-to-Back Shutouts

The Citadel was shutout for the second consecutive week against the Wofford Terriers last Saturday. The most recent back-to-back shutouts by any Bulldog opponent was in 2000 when The Citadel opened their season at No. 17 Clemson and at No. 13 Delaware.

Deja Vu

The Citadel is 0-6 in SoCon action for the first time since 1999 and if they do not break their nine-game losing streak against conference opponents against Elon, the Bulldogs will see 0-7 for the first time since 1995. During that season, the Bulldogs went 2-9 overall and 0-8 in SoCon action, recording losses at Western Carolina, at East Tennessee State, against Furman, at Georgia Southern, against Marshall, at Chattanooga, against VMI and at Appalachian State.

A Win Against Elon would...

- Give the Bulldogs their first SoCon win since defeating Samford in 2009
- Snap a six-game losing streak
- Snap a nine-game SoCon losing streak

A Loss Against Elon would...

- Make the Bulldogs 0-7 in the SoCon for the first time 1995
- Extend The Citadel SoCon losing streak to 10
- Give Coach Higgins the most SoCon losses in his career at The Citadel

Last Season Against the Phoenix

Recap:

The Citadel took a hard loss to No. 10 Elon, 43-7, before a crowd of 7,524 at Rhodes Stadium in Elon, N.C. The Bulldogs, plagued by penalties, were held to 120 yards of offense and allowed 29 Phoenix first downs. The Bulldogs got off to a slow start and the Phoenix took advantage, putting the first points on the board just 2:13 into the game and holding The Citadel scoreless until halfway through the fourth quarter. Kevin Hardy recorded the only touchdown of the game when he caught a 5-yard pass from Bart Blanchard in the fourth quarter. The touchdown reception marked the first TD of Hardy's career.

The Citadel dropped to 2-3 overall and 0-2 in SoCon action. Blanchard completed 14-of-25 passes for 102 yards with two interceptions and one touchdown. Van Dyke Jones led the Bulldog receiving effort with four passes for 29 yards. Hardy totaled 116 all-purpose yards, 102 in kickoff returns. Elon totaled 543 yards of total offense. Riddle went 18-of-33 for 220 yards, two touchdowns and no interceptions. Hudgins completed the game with six catches for 65 yards and one touchdown, while Shuman carried the ball 25 times for 167 yards.

Defensive Trio

Erik Clanton continues to be the Bulldogs' biggest defensive threat, with junior linebackers Akindele and Rod Harland creating a dangerous trio when all are on the field together. Akindele and Clanton have combined for 47 total tackles in the Bulldogs' last two shutouts. Akindele recorded his 14 total tackle performance against Georgia Southern and added another nine at Wofford on Saturday, now leading the team with 58 total. Clanton raked in a season-high of 16 total tackles against Georgia Southern and added eight more at Wofford, including a sack for a loss of two yards. Harland led the Bulldogs in tackles against the Terriers with 10 total. The three rank 15, 22 and tied for 19th, respectively, in the SoCon in total tackles.

Nearing Season-Low

The Citadel is on their way to an all-time season-low (since 1953) in passing yards after completing zero passes against No. 1 Appalachian State on Oct. 16 and only recording 11 at Wofford last Saturday. The game marked the fifth game of the season of which the Bulldogs totaled 25 or less passing yards. After nine games, The Citadel has totaled 413 passing yards. The season-low is 458 total passing yards, completed by the 1954 squad who went 42-for-129. That season The Citadel racked up 1,049 rushing yards for a season total of 1,507 offensive yards- the all-time season-low for the Bulldogs. They finished the season 2-8 overall and 0-4 in the SoCon. The Citadel currently has 2,341 yards of offense.

Bulldogs Lead the Nation in Most Turnovers

The Citadel is currently tied for the most turnovers lost with Texas Southern in last place (116th), totaling 31 on the season. In total fumbles lost, the Bulldogs also hold last place with 22 for 117th place. The nine turnovers committed by The Citadel offense against Georgia Southern on Oct. 23 was a season-high and the third-highest amount of turnovers in a single-game in SoCon History.

Sharing the Game

A total of eight Bulldogs have played a significant role in the Bulldogs' running game as they transitioned to the triple option, netting 100 or more yards in the eight games. The leading rusher for The Citadel is Terrell Dallas, who has totaled 564 yards in 105 carries, only losing seven and averaging 5.4 yards a carry and 62.7 a game. Dallas, who has five touchdowns, ranks sixth in the Southern Conference in rushing yards. True freshman Darien Robinson added his name to the list after his performance against Georgia Southern. Robinson has 100 yards on 26 carries for an average of 3.7 yards a carry.

Changing Offenses

After going 2-9 overall and 0-8 in the Southern Conference in 1995, The Citadel changed offenses the next two consecutive seasons. In 1996, the Bulldogs changed to the option and then switched again to multiple I in 1997. The Citadel's record in those seasons were 4-7 overall; 3-5 SoCon and 6-5 overall; 4-4 SoCon, respectively.

All Ground

One week after No. 1 Appalachian State held the Bulldogs to zero passing yards, The Citadel returned the deed to Georgia Southern. The Eagle offense attempted only three passes last week, two of which were incomplete and one intercepted by Bulldog Brandon McCladdie. Prior to Oct. 23, the last time The Citadel held an opponent with no passing yards was Sept. 30, 1973 against William & Mary. The Bulldogs also held South Carolina without a passing yard on Sept. 18, 1965. The Bulldogs have recorded 28 games with 25 or less passing yards since 1979.

2009 Game Statistics

	CIT	ELON
First Downs	5	29
NET YARDS RUSHING	267	18
Rushing Touchdowns	2	0
NET YARDS PASSING	102	276
Completions-Attempts-Int	14-27-2	22-38-0
Average Per Completion	7.3	12.5
Passing Touchdowns	1	2
TOTAL OFFENSE YARDS	120	543
Total offense plays	46	89
Average Gain Per Play	2.6	6.1
Fumbles: Number-Lost	1-1	1-1
Penalties: Number-Yards	9-85	9-91
Possession Time	21:40	38:20
Third-Down Conversions	0 of 12	13 of 19
Fourth-Down Conversions	2 of 2	1 of 1
Red-Zone Scores-Chances	1-1	5-6
Field Goals	0-0	3-4

The Citadel

Single Games with 25 or Less Passing Yards (dating back to 1979)

Date	Opponent	Comp-Att	Yards
Sept. 23, 1989	at Navy	0-2	0
Sept. 16, 1989	vs. Appalachian State	1-2	0
Sept. 19, 1992	East Tennessee St.	0-6	0
Oct. 24, 1992	at Western Carolina	0-4	0
Sept. 11, 1993	at Georgia Southern	0-4	0
Oct. 23, 1993	at Air Force	0-9	0
Nov. 11, 1995	vs. Virginia Military	0-7	0
Oct. 16, 2010	at Appalachian St.	0-6	0
Sept. 14, 1996	vs. Richmond	1-3	2
Nov. 13, 1993	vs. Virginia Military	1-2	6
Sept. 22, 1990	vs. Marshall	1-2	10
Oct. 23, 1999	at Georgia Southern	3-9	11
Sept. 18, 2010	vs. Presbyterian	2-7	11
Oct. 23, 2010	at Wofford	2-8	11
Oct. 13, 1990	vs. Georgia Southern	2-6	12
Oct. 10, 1992	vs. Chattanooga	1-2	13
Nov. 18, 1995	at Appalachian State	3-5	14
Nov. 4, 1989	vs. Samford	1-2	16
Oct. 16, 1982	vs. East Tennessee St.	3-5	17
Oct. 21, 1989	at Chattanooga	2-5	18
Oct. 16, 1993	vs. Furman	1-3	19
Oct. 15, 1994	at Furman	1-3	19
Oct. 28, 1995	vs. Marshall	1-5	19
Sept. 18, 1982	at Georgia Tech	4-15	21
Oct. 8, 2005	at Mississippi	5-14	21
Sept. 11, 2010	at Arizona	3-14	21
Sept. 17, 1988	at Duke	2-7	23
Oct. 2, 1993	vs. Lees-McRae	2-6	25
Oct. 9, 2010	vs. Chattanooga	2-8	25



Couey Earns SoCon Special Teams

Player of the Week

The Citadel sophomore punter Cass Couey earned Southern Conference Special Teams Player of the Week honors after averaging 44.5 yards per kick against Chattanooga on Oct. 9.

Among his four attempts, Couey recorded a 51-yard punt and twice placed the Mocs inside the 20-yard line. He is tied for the SoCon lead with 10 punts downed inside the opponent's 20-yard line. Couey also converted a fake punt in the fourth quarter when he ran 33 yards up the middle to keep the Bulldogs drive alive. The Citadel capped off the drive with an eight-yard touchdown scamper by Terrell Dallas to cut Chattanooga's lead to 14-7.

Thompson Earns SoCon Freshman

Player of the Week in Collegiate Debut

Freshman quarterback Matt Thompson earned Southern Conference Freshman Player of the Week after an impressive collegiate debut in the Bulldogs' 56-14 season-opening victory over the Chowan Hawks on Sept. 4 at Johnson Hagood Stadium.

Thompson, who relieved starting quarterback Ben Dupree in the second quarter, kicked off the first offensive scoring drive for the Bulldogs. Shortly after entering the game, Thompson completed a 34-yard touchdown pass to Alex Carr for his first collegiate pass attempt. His longest completion of the day was a 42-yarder to redshirt freshman Domonic Jones. Thompson finished the game completing 5-of-6 passes with no interceptions for 127 yards and three touchdowns. He also ran the ball eight times for 70 yards and one touchdown.

Thompson's honor marks the third consecutive season the Bulldogs have earned a SoCon Player of the Week recognition for their season-opening performance. In 2008, freshman running back Asheton Jordan and junior All-America wide receiver Andre Roberts received two of the four SoCon weekly honors, while in 2009 redshirt freshman Joseph Boateng took the Defensive Player of the Week honor.

A True Freshman Performance

Several true freshman played key roles in the Bulldogs' 56-14 thrashing of Chowan. Among them were Thompson, who received SoCon Freshman of the Week honors, starting quarterback Ben Dupree, redshirt freshman Domonic Jones who caught three passes for 56 yards, including a long of 42 yards on his first collegiate reception, and two touchdowns. Also seeing action were true freshman running backs Darien Robinson and Terrance Martin, who netted 16 and five yards rushing, respectively, as well as true freshman defensive back Jamal Allen and redshirt freshman corner Brandon McCladdie.

Sack that Quarterback

The Bulldogs recorded seven sacks against the Chowan Hawks. The total was the most by any Bulldog defense in a single game since The Citadel recorded eight sacks against VMI in a 22-14 Bulldog victory on Nov. 19, 2005 in Lexington, Va. Porter Johnson recorded 13 total tackles, 3.5 sacks for a loss of 25 yards, four for a loss of 28 yards and two forced fumbles to lead The Citadel defense against the Keydets.

A Record-Setting Half

In the season-opening 56-14 victory over Chowan, the Bulldogs scored 28 points in the last 91 seconds of the second quarter. This scoring run sent The Citadel into halftime with a 49-0 lead, setting a school scoring record for points in the first half. Previous to Saturday's scoring rally, the most points scored in the first half of a modern day game was 45 against Webber International in 2007. The Citadel won that game, 76-0, in Charleston at Johnson Hagood Stadium.

Don't Get Use to the Helmet

This is the 19th time since 1960 that The Citadel has changed their helmet. The Bulldogs will be sporting a light blue silver flake metallic painted helmet with two navy stripes outlining a white center stripe with The Citadel logo in navy trimmed in white. Since 1960, the Bulldogs are 8-11 in opening season games with a new helmet design.

Freshman Starting Quarterbacks

A total of three Bulldog freshman quarterbacks led the Bulldog offense against Chowan, including true freshmen Ben Dupree, who started, and Matt Thompson, as well as redshirt freshman Sam Martin. Since the season-opener, Thompson has taken over the starting role, with Martin at backup and Dupree playing at slot back. The Citadel has seen four freshman quarterbacks start for the Bulldogs in the modern era with this season's matchups marking the fifth and sixth occasions.

The first came in 1995 with a Sept. 2 start against Newberry for Stanley Myers, who recorded two consecutive starts that season. Mазzie Drummond started against Georgia Tech on Sept. 1, 2001, while Tommy Edwards started for the Bulldogs most recently against Chattanooga on Nov. 14, 2009 and against Georgia Southern on Nov. 21, 2009. However, the most noteworthy freshman starter was Duran Lawson, who made his debut on Oct. 15, 2004 against Furman. Lawson recorded nine carries for 66 yards and connected 9-of-19 passes for 67 yards. He followed that performance as the starter for the remainder of the season, totaling seven consecutive starts as a true freshman.

Stanley Myers (vs. Newberry, Sept. 2, 1995)

21-176, TD (rushing); 3-6-0, 71 yards (passing)

Note: Myers followed with a 17 carry, 135 yard performance at home against Wofford (Sept. 9, 1995) the following week.

Mazzie Drummond (vs. Georgia Tech, Sept. 1, 2001)

Individual rushing statistics unavailable, however Drummond scored a rushing TD; 14-24-0, 129 yards (passing)

Duran Lawson (at Furman, Oct. 16, 2004)

9-66, TD (rushing); 9-19-1, 67 yards (passing)

Note: Lawson started the fifth game of the season and followed with starts in each of the following six games.

Tommy Edwards (at Chattanooga, Nov. 14, 2009)

13-18, TD (rushing); 21-37-0, 214 yards, 3 TDs (passing)

Note: Edwards started the 10th game of the season and followed with a start in season finale against Georgia Southern.

Principled Leaders

Building principled leaders is what The Citadel prides itself on and a number of 2010 football players are living up to the standard. Among them is 2010 team captain Tolu Akindele who joined former All-American receiver Andre Roberts as the only juniors to be chosen for the position in Higgins' six season. Preseason All-Conference defensive back Cortez Allen and tight end Alex Sellars, as well as Fulbright scholarship finalist fullback Ryan Keiper, all fifth-year athletes, were also selected by their peers as 2010 team captains.

Also among the team leaders in 2010 is junior running back Terrell Dallas, who is serving a dual leadership role as one of the starters and key factors in the Bulldogs' new triple option offense, as well as first sergeant in Delta Company in the Corps of Cadets. As first sergeant, Dallas is the top-ranking junior and is responsible for such things as status reports, strength reports, room arrangements, among other duties.

2010 LEADERS

LONGEST PLAY FROM SCRIMMAGE

Opponent	Player (yards)
Chowan	Domonic Jones (42-yd rec.)
at # 23 Arizona	Terrell Dallas (30-yd rush)
Presbyterian	Terrell Dallas (80-yd rush)
at No. 23 Furman	Scott Harward (29-yd rush)
Western Carolina	Terrell Dallas (45-yd rush)
Chattanooga	Terrell Dallas (33-yd rush)
at No. 1 ASU	Matt Thompson (28-yd rush)
Georgia Southern	Domonic Jones (17-yd rec.)
at No. 9 Wofford	Terrell Dallas (19-yd rush)
Elon	
at Samford	

RUSHING LEADER

Opponent	Player (Att. - yards)
Chowan	Matt Thompson (8-70)
at # 23 Arizona	Terrell Dallas (11-53)
Presbyterian	Terrell Dallas (16-172)
at No. 23 Furman	Sam Martin (16-67)
Western Carolina	Terrell Dallas (13-96)
Chattanooga	Terrell Dallas (16-67)
at No. 1 ASU	Matt Thompson (10-69)
Georgia Southern	Sam Martin (8-27)
at No. 9 Wofford	Terrell Dallas (16-56)
Elon	
at Samford	

RECEIVING LEADER

Opponent	Player (Rec. - yards)
Chowan	Domonic Jones (3-56)
at # 23 Arizona	Domonic Jones (2-16)
Presbyterian	Kevin Hardy (1-8)
at No. 23 Furman	Luke Caldwell (2-30)
Western Carolina	Van Dyke Jones (2-13)
Chattanooga	Domonic Jones (2-25)
at No. 1 ASU	n/a
Georgia Southern	Domonic Jones (3-47)
at No. 9 Wofford	Travis Ruff (1-11)
Elon	
at Samford	

ALL-PURPOSE LEADER

Opponent	Player (Run - Rec - KR - PR - IR - Ttl)
Chowan	Matt Thompson (70-0-0-0-0-70)
at # 23 Arizona	Terrance Martin (5-0-121-0-0-126)
Presbyterian	Terrell Dallas (172-0-0-0-0-172)
at No. 23 Furman	Terrance Martin (47-0-91-0-0-138)
Western Carolina	Terrell Dallas (96-0-0-0-0-96)
Chattanooga	Terrell Dallas (67-0-0-0-0-67)
at No. 1 ASU	Keith Gamble (0-0-107-0-0-107)
Georgia Southern	Keith Gamble (0-0-89-0-0-89)
at No. 9 Wofford	Keith Gamble (0-0-70-0-0-70)
Elon	
at Samford	

TACKLE LEADER

Opponent	Player (Total)
Chowan	Erik Clanton (7, 3 sacks)
at # Arizona	Jeremy Buncum (10)
Presbyterian	Chris Billingslea, Rod Harland (6)
at No. 23 Furman	Jonathan Glaspie (11)
Western Carolina	Demetrius Jackson (7)
Chattanooga	Demetrius Jackson (7)
at No. 1 ASU	Rod Harland (12)
Georgia Southern	Erik Clanton (16)
at No. 9 Wofford	Rod Harland (10)
Elon	
at Samford	

Allen, Sellars Named to Preseason All-Conference Teams; Bulldogs Picked to Finish Last in SoCon Preseason Standings

The Citadel Football was picked to finish eighth by the league coaches and ninth by the media members while receiving two selections to the All-SoCon Preseason teams

The Bulldogs received 14 votes to finish eighth in the coaches poll and 45 votes to finish ninth in the media poll. Cortez Allen was named to the All-SoCon preseason team for the second consecutive year. The senior defensive back was named to the first team in 2010 after starting all 11 games last season and finishing second on the team with 57 tackles. The Ocala, Fla. native earned SoCon Defensive Player of the Week after recording seven tackles and two interceptions for 112 yards, the second highest single-game total in SoCon history to go along with a touchdown vs. Samford on Oct. 31.

Alex Sellars was named as the second team tight end after finishing the 2009 season as a first team media selection and a second team coaches selection. The senior captain finished last season with 16 receptions for 159 yards and six touchdowns and started in nine games. Dating back to the end of the 2008 season, Sellars had an impressive streak where seven out of his eight receptions went for a touchdown.

Allen Earns Preseason Accolades

The Citadel's Cortez Allen was listed as a first team defensive back to Phil Steele's Preseason All-SoCon Team. Allen is the lone representative for the Bulldogs.

He made the list after starting all 11 games in 2009 and finished second on the team in total tackles with 57, of which 36 were unassisted. The Ocala, Fla. native's best game came against Samford on Oct. 31 when he recorded six solo tackles and one assisted tackle to go along with two interceptions for 112 yards, which is the second highest single-game total in SoCon history. His performance earned him the SoCon Defensive Player of the Week. The redshirt senior had a season-high seven solo tackles and six assisted tackles at Chattanooga on Nov. 14.

Sands Selected to NCAA Expert Coaches Football Academy

Running back coach Everette Sands was one of 20 coaches from across the country selected to the 2010 NCAA Expert Coaches Football Academy in Anaheim, Calif. on June 22-24.

Sands, a four-time All-Southern Conference selection at running back at The Citadel, begins his sixth season as running backs coach with the Bulldogs. The Conway, S.C. native and Citadel Hall of Fame inductee is second all-time on the Bulldogs' rushing chart with 3,296 yards and second in scoring with 204 points on 34 touchdowns.

The Academy is used in an effort to assist the coaches with career advancement, networking and exposure opportunities at NCAA colleges and universities and is being held in conjunction with the National Association of Collegiate Directors of Athletics (NACDA) convention. The Expert Coaches Academy is an NCAA program that addresses the critical shortage of ethnic minorities in head coaching positions in the sport of college football, primarily at the Division I level.

Bulldogs Welcome New Coaching Staff

The Bulldog Coaching Staff got almost a complete overhaul after welcoming five new members for the 2010 season. Among the new hires is offensive coordinator Tommy Laurendine, former offensive coordinator at Lenoir-Rhyne. Laurendine will lead the Bulldogs as they change to the triple option, while also coaching the quarterbacks.

Josh Conklin was hired as the Bulldog defensive coordinator and safeties coach after spending the last three seasons on the Wofford staff. The Citadel also welcomed Denny Doornbos, formerly of St. Norbert College and Northern Illinois, as assistant defensive coordinator and d-line coach.

Leading the Bulldog offensive line and serving as an assistant offensive coordinator is Bob Bodine, formerly of VMI. Bodine spent four seasons working with the Keydets' offensive line, who led the nation in rushing offense for two consecutive seasons (2008-09). J.P. Gunter was also brought on board to serve as the offensive military liaison.

A few more familiar additions to the Bulldog staff is former quarterback Cameron Turner who was hired over the summer as the new wide receivers coach, while Citadel graduate and former player Jonathan Vest returned to serve as the defensive military liaison. In addition to the new hires, four-year assistant coach Aashon Larkins was promoted to special teams coordinator and linebackers coach, Nathaniel Hogge was promoted to recruiting coordinator and tight ends coach and Gerald Dixon returned to coach the cornerbacks.

The 2010 Bulldog Coaching Staff:



SOCON STANDINGS

PRESEASON COACHES POLL

Place	School (First-place votes)	Points
1.	Appalachian State (7)	63
2.	Elon (2)	58
3.	Furman	41
4.	Samford	39
5.	Chattanooga	37
6.	Wofford	36
7.	Georgia Southern	25
8.	The Citadel	14
9.	Western Carolina	11



PRESEASON MEDIA POLL

Place	School (First-place votes)	Points
1.	Appalachian State (22)	259
2.	Elon (6)	231
3.	Furman (1)	197
4.	Chattanooga	157
5.	Wofford	152
6.	Samford (1)	141
7.	Georgia Southern	116
8.	Western Carolina	52
9.	The Citadel	45

SoCon Football Team	SoCon Record	Pct	Home	Away	Neutral	Streak	Overall Record	Pct	Home	Away	Neutral	Streak
Appalachian State	6-0	1.000	3-0	3-0	0-0	W6	8-0	1.000	5-0	3-0	0-0	W8
Wofford	5-0	1.000	3-0	2-0	0-0	W5	7-1	.875	4-0	3-1	0-0	W7
Chattanooga	4-2	.667	1-2	3-0	0-0	L1	5-3	.625	2-2	3-1	0-0	L1
Furman	2-3	.400	1-1	1-2	0-0	L2	4-4	.500	3-1	1-3	0-0	L2
Georgia Southern	2-3	.400	1-2	1-1	0-0	L1	4-4	.500	2-2	2-2	0-0	L1
Samford	2-3	.400	0-2	2-1	0-0	W1	4-4	.500	1-2	3-2	0-0	W1
Elon	2-3	.400	1-1	1-2	0-0	W1	3-5	.375	2-1	1-4	0-0	W1
Western Carolina	1-4	.200	0-3	1-1	0-0	L3	2-6	.250	0-4	2-2	0-0	L3
The Citadel	0-6	.000	0-3	0-3	0-0	L6	2-7	.222	2-3	0-4	0-0	L6

THE LAST TIME THE CITADEL ...

... **BLOCKED A PUNT AND SCORED** was in 2008 versus Princeton when Mel Capers blocked a punt and Reggie Rice recovered it and returned it for a touchdown in the 37-24 Bulldog win at Johnson Hagood Stadium.

... **BLOCKED A FIELD GOAL ATTEMPT** was in 2010 when Demarrio Sims blocked Chohan kicker Joey Gargiulo's 21-yard field goal attempt in The Citadel's 56-14 win against Chohan. Demetrius Jackson recovered the ball and returned it 74 yards for a touchdown.

... **RETURNED A KICKOFF FOR A TOUCHDOWN** was in 2002 against VMI when Scooter Johnson returned a kick 91 yards in The Citadel's 23-21 loss to VMI in Charlotte, N.C.

... **RETURNED TWO KICKOFFS FOR TOUCHDOWNS** was in 1979 against Wofford when David Bigos (69 yards) and Danny Miller (95 yards) each took back kickoffs for scores in the 49-30 Citadel win in Charleston.

... **RETURNED A PUNT FOR A TOUCHDOWN** was in 2008 versus Chattanooga when Andre Roberts went 42 yards for the game-winning score in the 21-21 Bulldog victory at Johnson Hagood Stadium.

... **RETURNED TWO PUNTS FOR TOUCHDOWNS** was in 1997 versus Newberry when Carlos Frank had returns of 53 and 80 yards for TDs in a 33-13 Citadel win.

... **RETURNED AN INTERCEPTION FOR A TOUCHDOWN** was in 2010 against Chohan when Cortez Allen took back a Hawk pass 7 yards for the score in the 56-14 victory at Johnson Hagood Stadium.

... **SCORED A SAFETY** was in 2010 against Presbyterian when Chris Billinglea and Erik Clanton sacked Brandon Miley in the end zone during the Bulldogs' 26-14 win at Johnson Hagood Stadium.

... **RECOVERED A FUMBLE AND RETURNED IT FOR A TOUCHDOWN** was in 2007 against Webber International when Carver Wright got his hands on a Warrior loose ball and rushed 6-yards for the score in the Bulldogs 76-0 victory over WIU in Charleston.

... **RECOVERED A FUMBLE IN THE END ZONE FOR A TOUCHDOWN** was in 2004 when defensive end Michael Ballentine fell on a Duke fumble for a score in Blue Devils' 28-10 victory in Durham, N.C.

... **SHUT OUT AN OPPONENT** was in 2007 at Johnson Hagood Stadium when the Bulldogs left Webber International scoreless, 76-0, marking the Bulldogs' modern-day record for the most points scored in a game.

... **GAINED MORE THAN 500 YARDS OF TOTAL OFFENSE** was in 2008 when The Citadel registered 541 yards against WCU in a 34-14 victory in Charleston.

... **RUSHED FOR MORE THAN 400 YARDS** was in 2003 when The Citadel gained 435 yards on the ground in a 64-10 win over Charleston Southern in Johnson Hagood.

... **HAD A PLAYER PASS FOR 400 YARDS** was in 1985 against Wofford when Kip Allen hit on 34-of-53 passes for 428 yards in a 42-28 Bulldog home victory.

... **HAD A PLAYER PASS FOR 300 YARDS** was in 2008 against Georgia Southern when Bart Blanchard passed for 358 yards in a triple overtime loss, 44-41, at Johnson Hagood Stadium.

... **HAD A PLAYER PASS FOR 200 YARDS** was in 2009 against Georgia Southern when Tommy Edwards passed for 213 yards in a 13-6 Bulldog loss at Paulson Stadium.

... **HAD A RECEIVER CATCH 10 OR MORE PASSES** was in 2009 against Chattanooga when Andre Roberts caught 10 passes for 107 yards and two touchdowns in the Bulldogs' 31-28 loss at Finley Stadium.

... **HAD A PLAYER TOTAL 100 YARDS RECEIVING** was in 2009 against Chattanooga when Andre Roberts caught 10 passes for 107 yards in a 31-28 loss at Finley Stadium.

... **HAD A PLAYER POST BACK-TO-BACK 100-YARD RECEIVING PERFORMANCES** was in 2008 when Andre Roberts recorded 165 yards in nine catches against Georgia Southern, followed by 190-yard performance in 14 catches at Wofford and nine catches for 116 yards vs. Chattanooga.

... **HAD A RUNNING BACK RUSH FOR 100 YARDS** was in 2010 against Presbyterian when Terrell Dallas gained 172 yards on 16 carries in a 26-14 victory in Charleston.

... **HAD A RUNNING BACK POST BACK-TO-BACK 100-YARD RUSHING PERFORMANCES** was in 2007 when Tory Cooper rushed for 116 yards against Charleston Southern (9/1) and 110 against Webber International (9/8).

... **HAD A RUNNING BACK POST THREE CONSECUTIVE 100-YARD RUSHING PERFORMANCES** was in 2007 when Tory Cooper rushed for 150 against VMI and 109 yards against Elon to finish the 2006 season (11/11 and 11/18), followed by 116 yards against Charleston Southern in the 2007 season opener on Sept. 1. Cooper recorded the fourth consecutive 100-yard rushing performance on Sept. 8 against Webber International when he recorded 110 yards.

... **HAD A RUNNING BACK RUSH FOR 200 YARDS** was in 2006 against Western Carolina when Tory Cooper gained 204 yards in a 30-27 Bulldog overtime victory in Charleston.

... **HAD TWO RUSH FOR 100 YARDS EACH** was in 2009 against Furman when Miguel Starks (144) and Van Dyke Jones (102) each broke the 100-yard barrier in a 38-28 Bulldog win.

... **HAD THREE RUNNING BACKS RUSH FOR 100 YARDS EACH** was in 1998 at VMI when Antonio Smith (131), Deon Jackson (116) and Stanley Myers (115) each broke the 100-yard barrier in a 36-10 Bulldog win.

... **HELD AN OPPONENT UNDER 100 YARDS RUSHING** was in 2010 when Chohan posted 66 rushing yards in The Citadel's 56-14 victory at Johnson Hagood Stadium.

... **HELD AN OPPONENT UNDER 25 YARDS RUSHING** was in 2009 against Chattanooga when the Mocs gained only 17 yards on 12 carries in the 31-28 Citadel loss at Finley Stadium.

Cont'd...

... **HELD AN OPPONENT UNDER 100 YARDS PASSING** was in 2010 when Georgia Southern went 0-3-1 with no yards in the Bulldogs' 20-0 loss in Charleston, S.C.

... DEFEATED A RANKED NCAA FCS TEAM was in 2007 when The Citadel upset #19 Elon, 42-31, at Johnson Hagood Stadium.

... **LOST TO AN NCAA FBSTEAM** was in 2010 when Arizona defeated the Bulldogs, 52-6, in Tucson, Ariz.

... DEFEATED AN NCAA FBS TEAM was in 1992 when The Citadel knocked off Army, 15-14, in Michie Stadium in West Point, N.Y.

... PLAYED OVERTIME was in 2009 when The Citadel lost to No. 10 Appalachian State, 30-27, in overtime at Johnson Hagood Stadium.

... **LOST BACK-TO-BACK GAMES IN JOHNSON HAGOOD STADIUM** was in 2010 when The Citadel recorded losses to Western Carolina on Oct. 2 and against Chattanooga on Oct. 9.

... WAS RANKED IN THE TOP-25 NATIONALLY was in 2008 as the Bulldogs were ranked No. 13/24 in the Sports Network and FCS Coaches polls.

THE LAST TIME AN OPPONENT ...

... BLOCKED A PUNT AND SCORED a touchdown was in 2002 against Chattanooga blocked a Travis Zobel punt and recovered in the end zone in the Mocs' 34-31 win in Charleston.

... BLOCKED A PUNT AND SCORED A SAFETY was in 2004 when #10 Auburn blocked a punt and knocked it out of the back of the end zone in the Tiger's 33-3 victory in Auburn.

... RETURNED AN INTERCEPTION FOR A TOUCHDOWN was in 2009 when Elon's Karlos Sullivan intercepted a Bart Blanchard pass at the CIT 14 and returned it for a score in the Phoenix 43-7 victory in Elon, N.C.

... RETURNED A KICKOFF FOR A TOUCHDOWN was in 2007 when VMI's Maypray returned a kickoff 99 yards for a score in the Bulldogs' 70-28 win in Lexington, Va.)

... RETURNED A PUNT FOR A TOUCHDOWN was in 2009 when North Carolina's Da'Norris Searcy went 77 yards for a score in the Tar Heels' 40-6 win in Chapel Hill, N.C.

... RETURNED A BLOCKED FIELD GOAL FOR A TOUCHDOWN was in 2008 when Chattanooga's J.D. Dothard scored on a 64-yard blocked field goal return in The Citadel's 24-21 homecoming victory.

... SCORED A DEFENSIVE PAT was in 2003 when VMI's Robert Mason recovered a blocked kick and returned it 97 yards for two points in the Bulldogs' 27-23 victory over the Keydets.

... SCORED A SAFETY was in 2009 when The Citadel's Bart Blanchard was tackled in the end zone, fumbled and the ball was recovered by Lincoln Kling in the end zone during the second quarter of the Bulldogs' 43-17 loss against Wofford in Charleston.

... RECOVERED A FUMBLE AND RETURNED IT FOR A TOUCHDOWN was in 2006 when Corely Lynch of Appalachian State picked up a loose ball and went 25 yards for a score in the Mountaineers' 42-13 win in Boone, N.C.

... RECOVERED A FUMBLE IN THE END ZONE FOR A TOUCHDOWN was in 1993 against Air Force when Kelvin King fell on a loose ball in the end zone during the 35-0 Falcon victory in Colorado Springs, Colo.

... **SHUT OUT THE CITADEL** was in 2010 when Wofford blanked the Bulldogs 35-0 at in Spartanburg at Gibbs Stadium.

... GAINED 300 YARDS RUSHING was in 2009 when Wofford rushed for 320 yards in the Terriers' 43-17 victory in Charleston.

... GAINED 400 YARDS RUSHING was in 2004 when #11 Wofford rushed for 476 yards in the 38-17 Terrier win in Spartanburg.

... **HAD A RUNNING BACK RUSH FOR 100 YARDS** was in 2010 when Chattanooga's Keon Williams recorded 101 yards rushing on 19 carries in a 28-10 UTC victory at Johnson Hagood Stadium.

... HAD TWO RUNNING BACKS RUSH FOR 100 YARDS was in 2008 when Florida's Chris Rainey and Emmanuel Moody both surpassed the century mark. Rainey totaled 142 yards on the ground, while Moody rushed for 116 yards in the 70-19 Gator victory in Gainesville.

... HAD A RUNNING BACK RUSH FOR 200 YARDS was in 2000 when Furman's Louis Ivory picked up 214 yards in the Paladins' 33-7 win over the Bulldogs in Greenville.

... PASSED FOR 300-YARDS was in 2009 when Chattanooga's B.J. Coleman completed 39-of-61 passes for 356 yards in the Mocs' 31-28 win over the Bulldogs at Finley Stadium.


... PASSED FOR 400 YARDS was in 2005 when Florida State threw for 485 yards at Doak Campbell Stadium in Tallahassee, Fla.

... HAD A PLAYER RECEIVE 100-PLUS YARDS was in 2009 when Chattanooga's Blue Cooper racked up 139 yards in 14 catches in the 31-28 win at Finley Stadium.

... HAD MORE THAN ONE PLAYER POST 100-YARDS RECEIVING was in 2005 when Florida State had three receivers (Chris Davis, De'Cody Fagg and Greg Carr) each received 100+ yards in Tallahassee, Fla.

... HELD THE CITADEL TO LESS THAN 100 YARDS RUSHING was in 2009 when Georgia Southern limited the Bulldogs to 89 yards on the ground in the 13-10 Eagle victory in Statesboro, Ga.

... **HELD THE CITADEL TO LESS THAN 100 YARDS PASSING** was in 2010 when No. 1 Appalachian State limited the Bulldogs to 0 yards in the air in the 39-10 Mountaineer victory in Boone, N.C.



Higgins' Notes

Kevin HIGGINS

Head Coach - Sixth Season

Kevin Higgins recently completed his fifth season as The Citadel's head football coach. Formerly the quarterbacks and wide receivers coach of the Detroit Lions, Higgins is the Bulldogs' 23rd head coach.

The 2008 and 2009 seasons for The Citadel Football turned out to be among the toughest during Higgins' tenure. The Bulldogs faced tough opponent matchups against Clemson, Florida and three-time defending national champion Appalachian State in 2008, while 2009 was plagued by injuries at the quarterback position.

The 2009 season was highlighted by 10 players earning postseason All-Conference accolades, including five freshman on the SoCon All-Freshman team.

Despite finishing the season 4-7, the 2009 team earned the most SoCon Player of the Week honors than any other Bulldog team in school history with seven.

Higgins coached quarterback Bart Blanchard to tying a school and SoCon record for passing touchdowns in a game with six against Presbyterian, while backup quarterback Miguel Starks led the Bulldogs in a win against Furman with 327 yards of offense and five touchdowns, including four rushing TDs that tied the SoCon single-game scoring high.

Standout wide receiver Andre Roberts, who caught passes from three different quarterbacks throughout the season, moved up to second all-time in the SoCon in catches and receiving yards.

The Citadel finished the season first in the SoCon in punt returns and second in kickoff returns, while Roberts finished first in the SoCon in punt return average and sixth in the FCS.

Roberts, one of Higgins' first recruits, was also a finalist for the Walter Payton Award for the second consecutive season and earned All-America honors for the third consecutive year. The All-American was also invited to play in the 85th East-West Shrine Game on Jan. 23 at the Florida Citrus Bowl in Orlando, Fla., but passed to accept an invitation to the 2010 Under Armour Senior Bowl in Mobile, Ala. on Jan. 30. He was also invited to the 2010 NFL Scouting Combine in Indianapolis and was the 88th overall pick in the NFL draft in the third round going to the Arizona Cardinals.

Under Higgins' leadership in 2008, Blanchard finished the season first in the conference in passing average in conference-only games with 231.6 yards a game and second in total offense with 244.6 yards a game. Higgins also coached Blanchard to the fifth-best passing performance in school history against Georgia Southern when he completed 27-of-48 passes with no interceptions for 358 yards and three touchdowns. Blanchard's total offense of 2,609 yards of offense broke the school's record for the most offensive yards in a single-season. His 19 touchdown passes also ranked second in single-season records.

Also under Higgins' guidance, junior wide receiver Andre Roberts earned first team All-America honors, while also finishing first in the country in punt returns. Roberts broke his own record for catches in a season from 78 last season to 95 in 2008. He also broke the school record for the most catches in a career (208), receiving yards in a career (2,951), receiving yards in a single-season (1,334), and the most punt return yards in a season and in a career with 461 and 943, respectively.

Roberts led the Bulldogs to a first place finish in the nation in punt returns, while earning the individual national title for punt returns. Higgins also coached the first pair of receivers since 1983 and second in school history to earn over 100 yards receiving in the same game in Roberts and Scott Flanagan.

Five players were named to All-Conference teams, while running back Asheton Jordan and defensive back Demontrelle Smith were named to the inaugural SoCon All-Freshman.

The 2007 season, however, proved to be the most successful for the fourth-year head coach, claiming the Bulldogs' first seven-win season in 15 years. Higgins also led The Citadel, who finished 7-4, to their second consecutive winning conference record, 4-3, while breaking over 40 school records throughout the season.

Under Higgins' coaching, senior quarterback Duran Lawson broke the school's record for the most

PERSONAL

Birthday: December 1, 1955
Hometown: Emerson, N.J.

EDUCATION

Undergraduate: West Chester; bachelor of arts in health and physical education (1977)

Graduate: East Stroudsburg (Pa.) University; master of science in physical education (1981)

PLAYING EXPERIENCE

High School: Captain of the football, basketball and baseball teams at Emerson High School

College: Free safety and the team's most valuable defensive back at West Chester

COACHING EXPERIENCE

- 1977-78 Emerson HS (N.J.).
- 1979-80 N. Warren HS (N.J.)
- 1981-84 Richmond, Assistant
- 1988-93 Lehigh, Assistant Head
- 1994--97 Lehigh Head Coach
- 1998-2000 Lehigh Head Coach/QBs
- 2001-03 NFL Detroit Lions, QBs
- 2004 NFL Detroit Lions, WRs
- 2005-present The Citadel, Head Coach

ALL-AMERICANS COACHED

- Andre Roberts, The Citadel (2007-09)
- Nick Martucci, Lehigh (1998)
- Brian Klingerman, Lehigh (1995)
- Rabin Abdullah, Lehigh (1995)

offensive attempts in a game, total offensive yards in a game, total offensive yards in a season, passing attempts in a career, completions in a career, the best completion percentage in a career and the most passing yards in a career.

Nationally, the Bulldogs finished fourth in scoring, sixth in turnovers lost and 10th in pass efficiency. They led the Southern Conference in total defense and pass efficiency, while finishing second in scoring, third in pass offense and fourth in total offense.

After starting off the 2007 season 2-0 (marking the first such start for the Bulldogs since 1997), The Citadel traveled to No. 7 Wisconsin and tied the Badgers at 21 going into halftime. Despite falling to the Big Ten powerhouse, the Bulldogs went on to claim victories at Chattanooga, Western Carolina and VMI. They led an exciting offensive rally to defeat Furman in overtime, 54-51, totaling 641 yards. Lawson collected a record 486 yards, setting a career-high of 386 passing yards - the second highest in school history. The Bulldogs wrapped up their home season with a win against Elon, clinching a tie for third place in the Southern Conference.

In just two seasons, Higgins led the Bulldogs to their first winning conference record in 14 years when they finished the 2006 season 4-3 in SoCon play.

Higgins' squad won four of their last five competitions, including a homecoming victory over VMI in the "Military Classic of the South" and a dominating 44-7 win at Elon for their final conference win of the season. The Bulldogs went 2-5 in the SoCon and 4-7 overall in Higgins' first year at The Citadel.

Prior to his appointment at the helm of Bulldog football, Higgins served as the quarterbacks coach for his first three years with the Lions and was responsible for the tutoring and developing of Detroit's first-round draft pick, quarterback Joey Harrington. During his fourth season he assumed the position of wide receivers coach and was responsible for the development of one of the most exciting trios of wide outs in the NFL: Az-Zahir Hakim, Charles Rogers and Roy Williams. Higgins coached Williams to the Lions single season records for a rookie in receptions (54), receiving yards (817) and touchdowns (8).

Before joining the NFL ranks, Higgins was one of the hottest coaches in Division I-AA football at Lehigh University where he led the Mountain Hawks to three straight NCAA playoff appearances. The Higgins-led team lost only one regular season game in his final three seasons and posted a 32-1 record during that time. During his tenure, Lehigh defeated Richmond and Western Illinois in the playoffs and posted regular season wins over I-AA powers Wofford and Delaware.

The West Chester graduate posted an overall record of 56-25-1 (30-9 in Patriot League play) during his seven seasons atop the Mountain Hawks gridiron program. He led Lehigh to four Patriot League Championships (1995, 1998, 1999 and 2000) and was named Patriot League Coach of the Year three times (1995, 1998 and 2000). In 1999 and 2000 he was a candidate for the Eddie Robinson National Coach of the Year Award.

In 2000, Higgins helped Lehigh accrue its second undefeated regular season (11-0) in three years and its third-straight league title. The team ended the season 12-1 after being defeated by Delaware in the quarterfinals of the Division I-AA playoffs. In 1999, Lehigh was 10-1 and earned an at-large postseason bid after being Co-Patriot League champions and ranked 14th nationally. He also was named GTE Regional Coach of the Year in 1999. The previous season, Lehigh completed its first undefeated regular season (11-0) under Higgins, and defeated third-ranked Richmond in the opening

round of the playoffs before losing to Massachusetts, who went on to win the national championship.

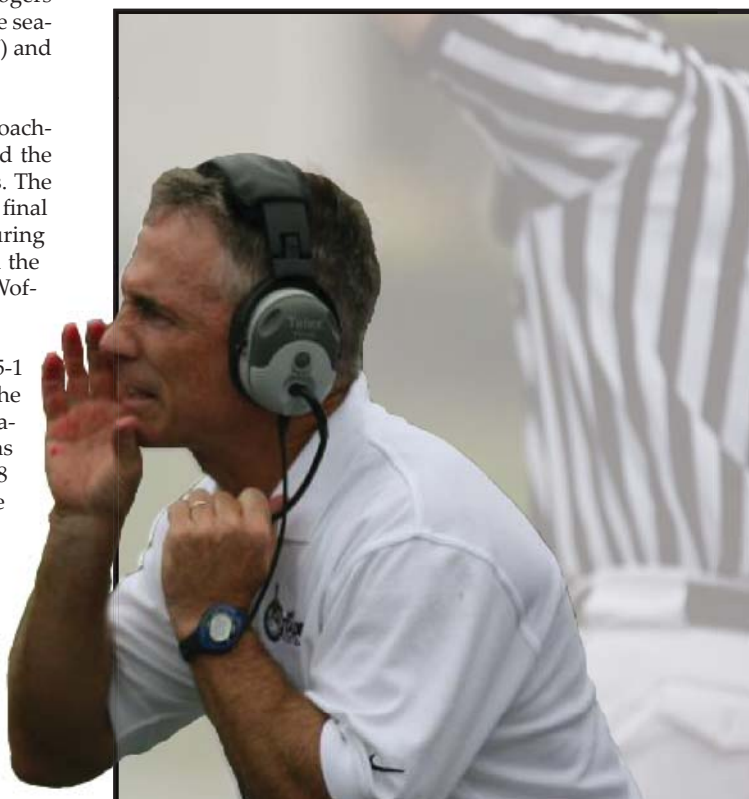
Under Higgins' tutelage, Lehigh developed into one of the premier passing offenses in the country and topped the Patriot League in passing offense during five of his last seven years. Three former players, Rabi Abdullah (Tampa Bay Buccaneers), Lehigh's all-time leading rusher, Rich Owens (Kansas City Chiefs) and Phil Stambaugh (Jacksonville Jaguars) played in the NFL in 2001.

During the summers of 1996-97, Higgins did an internship with the Philadelphia Eagles who held their training camp on the Lehigh University campus. It was there that he studied under current Tampa Bay Buccaneers head coach Jon Gruden learning the intricacies of the West Coast offense.

Prior to his arrival in Bethlehem, Higgins was an assistant coach at the University of Richmond from 1985-87, after beginning his collegiate coaching career at Gettysburg (Pa.) College from 1981-84. Before jumping into the college ranks, he worked as a head basketball and baseball coach, and was an assistant football coach at North Warren (N.J.) High School from 1979-80. He was also the head basketball coach and assistant football coach at Emerson (N.J.) High School from 1977-78.

A native of Emerson, N.J., Higgins attended Emerson High School where he was captain of the football, basketball and baseball teams during his senior year. In 2004, he was inducted into the Emerson High School Athletic Hall of Fame. Higgins, a 1977 graduate of West Chester (Pa.) University, earned a bachelor's degree in health and physical education. He played free safety on the school's football squad and was the team's most valuable defensive back. In 1981, he earned a master's degree in physical education from East Stroudsburg (Pa.) University.

Higgins and his wife, Kay, a former collegiate head basketball coach, have three children, Tim (25) and wife Sarah, Meaghan (23) and Katie Rose (18).



Career Highlights

2009, The Citadel

Coached 10 players to the coaches' SoCon All-Conference teams; quarterback Bart Blanchard to tying a school and SoCon record for passing TDs in a game with six against Presbyterian; saw standout receiver Andre Roberts earn school, conference, regional and national records and accolades while being invited to the Senior Bowl and the NFL combine; Two members of first recruiting class advanced to professional careers, Terrence Reese signed with the CFL Toronto Argonauts and Roberts was drafted in NFL third round (88th overall) to the Arizona Cardinals.

2008, The Citadel

Coached quarterback Bart Blanchard to a school record-breaking 2,609 offensive yards; the Bulldogs to a national title in punt returns, while WR Andre Roberts finished the season ranked No.1 in punt returns and earned All-America honors.

2007, The Citadel

Coached Bulldogs to first seven-win season in 15 years, breaking several team and individual records throughout the year. Coached QB Duran Lawson to seven school records, while WR Andre Roberts earned All-America honors.

2006, The Citadel

Coached the Bulldogs to their first winning conference record in 14 years, while claiming wins in four of the last five games of the season.

2004, Detroit Lions

Coached WR Roy Williams to three Lions single-season rookie records (receptions - 54; yards receiving - 817; touchdowns - 8)

2003, Detroit Lions

Coached QB Joey Harrington to a 1.6 percent sacks-to-pass ratio; led NFL for second straight season in that category

2002, Detroit Lions

Coached QB Joey Harrington to four single-season rookie records (yards passing - 2,294; touchdowns - 12; completions - 215; attempts - 429)

2001, Detroit Lions

Coached QBs to third-most passing yards in the NFL (3,969 yards)

2000, Lehigh

12-1 record and a final national ranking of 8; I-AA Playoffs Quarterfinalist; Patriot League Champions; finalist for the Eddie Robinson I-AA Coach of the Year Award; Patriot League Coach of the Year

1999, Lehigh

10-2 record and a final national ranking of 14; I-AA Playoff Participant; Patriot League Champions; AFCA's GTE Regional Coach of the Year; finalist for the Eddie Robinson I-AA Coach of the Year Award

1998, Lehigh

12-1 record and a final national ranking of 7; I-AA Playoffs Quarterfinalist; Patriot League Champions; Finalist for the Eddie Robinson I-AA Coach of the Year Award; Patriot League Coach of the Year

1995, Lehigh

8-3 record; Patriot League Champions

1993, Lehigh

Patriot League Champions


1987, Richmond

Yankee Conference Champions

1984, Gettysburg

Centennial League Champions

****Coached 63 All-conference selections; three Player of the Year honorees, three All-Americans, and four NFL draft picks**



The Higgins File

Year	School/Team	Position
2010	The Citadel	Head Coach
2009	The Citadel	Head Coach/Quarterbacks
2008	The Citadel	Head Coach/Quarterbacks
2007	The Citadel	Head Coach/Quarterbacks
2006	The Citadel	Head Coach/Quarterbacks
2005	The Citadel	Head Coach/Quarterbacks
2004	Detroit Lions	Wide Receivers
2003	Detroit Lions	Quarterbacks
2002	Detroit Lions	Quarterbacks
2001	Detroit Lions	Quarterbacks
2000	Lehigh	Head Coach/Quarterbacks
1999	Lehigh	Head Coach/Quarterbacks
1998	Lehigh	Head Coach/Quarterbacks
1997	Lehigh	Head Coach
1996	Lehigh	Head Coach
1995	Lehigh	Head Coach
1994	Lehigh	Head Coach
1993	Lehigh	Asst. Head Coach
1992	Lehigh	Asst. Head Coach
1991	Lehigh	Asst. Head Coach
1990	Lehigh	Asst. Head Coach
1989	Lehigh	Asst. Head Coach
1988	Lehigh	Asst. Head Coach
1987	Richmond	Assistant Coach
1986	Richmond	Assistant Coach
1985	Richmond	Assistant Coach
1984	Gettysburg	Assistant Coach
1983	Gettysburg	Assistant Coach
1982	Gettysburg	Assistant Coach
1981	Gettysburg	Assistant Coach
1980	N. Warren HS (N.J.)	Assistant Coach
1979	N. Warren HS (N.J.)	Assistant Coach
1978	Emerson HS (N.J.)	Assistant Coach
1977	Emerson HS (N.J.)	Assistant Coach

ALPHABETICAL ROSTER

No.	NAME	POS
16	Greg Adams	WR
47	Byron Addison	FB
12	Tolu Akindele	LB
13	Cortez Allen	CB
17	Jamal Allen	DB
56	Bay Amrhein	DE
21	Rickey Anderson	RB
63	Chet Anthony	OL
89	Preston Bailey	WR
19	Steven Ballentine	QB
90	Derrick Bavol	DL
28	Julain Baxter	DB
76	Devin Bice	OL
77	Chris Billingslea	DE
20	Joseph Boateng	DB
42	Austin Boyle	DB
43	Davis Boyle	DB
84	Cullen Brown	TE
62	Jameson Bryant	OL
31	Jeremy Buncum	LB
88	Luke Caldwell	WR
78	Chase Canipe	OL
8	Alex Carr	WR
33	Keith Carter	DL
95	Erik Clanton	DE
70	Charles Coleman	OL
31	Michael Ross Collins	WR
36	Cass Couey	P
68	Sherrod Croom	DE
27	Austin Crowe	DB
55	Joseph Cruz	LB
23	Terrell Dallas	FB
94	Marvon Danzie	DE
49	Trevon Davis	LB
91	Derek Douglas	DT
2	Ben Dupree	QB
74	Robert Finke	OL
61	Martin Fosberry	S
7	Keith Gamble	CB
22	Akeem Garnett	S
57	Nate Gerber	OL
11	Douglas German	WR
46	Jonathan Glaspie	LB
67	Luke Guess	OL
60	James Hansil	LS
83	Kevin Hardy	WR
11	Rod Harland	LB
40	Doyen Harris	LB
29	Scott Harward	RB
30	Seth Hill	RB
4	Demetrius Jackson	S
53	Bobby Jarvis	LS
1	Sadath Jean-Pierre	CB
85	Domonic Jones	WR
32	VanDyke Jones	RB
41	Sam Keeler	K
38	Ryan Keiper	FB
71	Lincoln Kling	OL
65	Jim Knowles	OL

THE CITADEL 2010 ROSTERS

NUMERICAL ROSTER

No.	Name	POS	HT	WT	YR	Hometown (Last School)
1	Sadath Jean-Pierre	CB	5-10	174	RFr.	Immokalee, Fla./Immokalee
2	Ben Dupree	QB	5-9	180	Fr.	Harrisburg, Pa./Susquehanna
3	Demontrelle Smith	S	6-1	208	Jr.	Reddick, Fla./North Marion
4	Demetrius Jackson	S	5-10	188	Sr.	Columbus, Ga./Shaw
5	Matt Thompson	QB	6-1	184	Fr.	Ormond Beach, Fla./Seabreeze
6	Blane Woodfin	QB	6-0	190	RSo.	Atlanta, Ga./Montana State
7	Keith Gamble	CB	5-9	168	RSo.	Sumter, S.C./Crestwood
8	Alex Carr	WR	6-3	207	RJr.	Tampa, Fla./Freedom
9	Sam Martin	QB	6-1	205	RFr.	Traverse City, Mich./Traverse City Central
9	DeAndre Smith	LB	5-9	209	Jr.	Columbus, Ga./Carver
10	Biron Nabritt	CB	6-0	177	RSr.	Ocala, Fla./West Port
11	Douglas German	WR	6-3	191	So.	Atlanta, Ga./Whitefield Academy
11	Rod Harland	LB	5-10	202	Jr.	Hartwell, Ga./Hart County
12	Tolu Akindele	LB	5-10	213	Jr.	Houston, Texas/Westfield
13	Cortez Allen	CB	6-2	186	RSr.	Ocala, Fla./North Marion
16	Greg Adams	WR	5-9	168	So.	Gadsden, S.C./Ridgeview
17	Jamal Allen	DB	5-10	176	Fr.	Tampa, Fla./Gaither
18	Tyler Starnes	RB	5-10	181	Sr.	Spartanburg, S.C./Dorman
19	Steven Ballentine	QB	6-0	180	Fr.	Johnston, S.C./Wardlaw Academy
20	Joseph Boateng	S	5-10	180	So.	Germantown, Md./Eastern Michigan
21	Rickey Anderson	RB	6-0	201	RJr.	Cape Coral, Fla./Cape Coral
22	Akeem Garnett	S	6-3	202	Fr.	Fairfax, Va./Fork Union Military Academy
22	Christian Robertson	RB	5-8	163	Sr.	Savannah, Ga./Savannah Country Day
23	Terrell Dallas	FB	6-0	205	Jr.	Fernandina Beach, Fla./Fernandina Beach
24	John Synovec	LB	6-0	213	Sr.	Columbia, S.C./Ridge View
25	Terrance Martin	RB	6-0	193	Fr.	Cowan, Tenn./Franklin County
26	Yemi Oyegunle	LB	5-11	199	So.	Tampa, Fla./Gaither
27	Austin Crowe	DB	6-2	190	Fr.	Inman, S.C./Boiling Springs
28	Julian Baxter	DB	6-0	189	Fr.	Lugoff, S.C./Lugoff-Elgin
29	Scott Harward	RB	5-10	195	RSr.	Spartanburg, S.C./Spartanburg
30	Seth Hill	RB	5-11	185	Fr.	Grovetown, Ga./Grovetown
30	Kevin Manning	LB	5-11	190	RSo.	Flemington, Fla./North Marion
31	Jeremy Buncum	LB	6-0	210	Jr.	Charleston, S.C./Stratford
31	Michael Ross Collins	WR	6-0	198	Sr.	Florence, S.C./West Florence
32	VanDyke Jones	RB	5-10	182	So.	Norfolk, Va./Indian River
33	Keith Carter	DL	6-0	268	RFr.	Tallahassee, Fla./N. Florida Christian
34	Darien Robinson	RB	6-0	209	Fr.	McKeesport, Pa./McKeesport
36	Cass Couey	P	6-1	199	RSo.	Tampa, Fla./Freedom
38	Ryan Keiper	FB	6-0	205	RSr.	Allentown, Pa./Parkland
39	Michael Scholz	K	5-10	185	Fr.	Summerville, S.C./Summerville
39	Alexander Wall	P	6-2	188	Jr.	Asheville, N.C./AC Reynolds
40	Doyen Harris	LB	6-1	215	Fr.	Cincinnati, Ohio/Cincinnati Hills
40	Dalton Trevino	RB	5-10	197	Fr.	Canton, Ga./Sequoyah
41	Sam Keeler	K	5-9	181	Sr.	Beaufort, S.C./Beaufort
42	Austin Boyle	S	5-10	178	RSo.	Sumter, S.C./Wilson Hall
43	Davis Boyle	S	5-10	176	RSo.	Sumter, S.C./Wilson Hall
44	Noah Hughes	LB	6-1	215	Sr.	St. Petersburg, Fla./St. Petersburg Catholic
45	Brandon McCladdie	CB	6-1	190	RFr.	Martinez, Ga./Evans
46	Jonathan Glaspie	LB	5-11	215	Sr.	Columbia, S.C./Spring Valley
47	Byron Addison	FB	5-10	211	Jr.	St. Stephen, S.C./Timberland
47	Ian Thompson	LB	5-10	211	Fr.	Goose Creek, S.C./Stratford
48	Jordan Panter	K	5-11	176	Sr.	Winchester, Tenn./Franklin Co.
49	Trevon Davis	LB	5-11	205	Fr.	Orlando, Fla./Edgewater
50	Mike Sellers	OL	6-0	273	Fr.	Summerville, S.C./Fort Dorchester
52	Thomas Oswald	LS	6-1	225	RFr.	Clemson, S.C./Daniel
53	Bobby Jarvis	LS	6-2	260	RSr.	Beaufort, S.C./Beaufort

ALPHABETICAL ROSTER, cont'd...

No.	NAME	POS
30	Kevin Manning	LB
9	Sam Martin	QB
25	Terrance Martin	RB
45	Brandon McCladdie	CB
92	Jake Moorer	DL
10	Biron Nabritt	CB
93	Sammy Ojeh	DT
52	Thomas Oswald	LS
96	Justin Oxendine	DL
26	Yemi Oyegunle	LB
48	Jordan Panter	K
58	Geno Porter	LB
87	Adger Rice	TE
90	Patrick Riley	WR
22	Christian Robertson	RB
72	James Robey	OL
34	Darien Robinson	RB
54	David Rogers	OL
81	Travis Ruff	WR
39	Michael Scholz	K
82	Milford Scott	DE
64	Seigler	OL
86	Alex Sellars	TE
50	Mike Sellers	OL
99	Ryan Sellers	K
97	Demarrio Sims	DT
9	DeAndre Smith	LB
3	Demontrelle Smith	S
18	Tyler Starnes	RB
73	Neal Strange	OL
24	John Synovec	LB
47	Ian Thompson	LB
5	Matt Thompson	QB
75	Tyler Thornton	OL
79	Joel Townsend	OL
40	Dalton Trevino	RB
69	Quintin Turner	DT
39	Alexander Wall	P
33	Thomas Warren	K
98	Stedmen Washington	DT
6	Blane Woodfin	QB

No.	Name	POS	HT	WT	YR	Hometown (Last School)
56	Bay Amrhein	DE	6-2	237	RFr	Mount Pleasant, S.C./Bishop England
57	Nate Gerber	OL	6-3	271	RSo	Ebensburg, Pa./Bishop Carroll
58	Geno Porter	LB	6-0	207	Fr	Charleston, S.C./Fort Dorchester
61	Martin Fosberry	S	5-10	168	RFr	Charleston, S.C./Bishop England
62	Jameson Bryant	OL	6-2	280	Jr	Greenville, N.C./J.H. Rose
63	Chet Anthony	OL	6-2	260	RSo	Pickens, S.C./Pickens
64	Sam Seigler	OL	6-2	255	Fr	Indian Land, S.C./Indian Land
65	Jim Knowles	OL	6-0	281	RFr	Belle Glade, Fla./Glades Central
67	Luke Guess	OL	6-3	260	Fr	Walterboro, S.C./Colleton County
68	Sherrod Croom	DE	6-4	238	RJr	Kinston, N.C./Kinston
69	Quintin Turner	DT	6-0	299	RJr	Mount Pleasant, S.C./Wando
70	Charles Coleman	OL	6-3	247	Fr	North Augusta, Ga./North Augusta
71	Lincoln Kling	OL	6-6	291	Sr	Bryan, Texas/Brazos Christian
72	James Robey	OL	6-3	205	RSo	Leland, N.C./South Brunswick
73	Neal Strange	OL	6-6	307	RSo	Columbia, S.C./Irmo
74	Robert Finke	OL	6-5	291	RFr	Carrollton, Ga./Carrollton
75	Tyler Thornton	OL	6-3	244	Sr	Fayetteville, N.C./Jack Britt
76	Devin Bice	OL	6-3	245	RFr	Bonifay, Fla./Holmes County
77	Chris Billingslea	DE	6-5	249	RSo	Fort Mill, S.C./Fort Mill
78	Chase Canipe	OL	6-2	280	Sr	Greenwood, S.C./Emerald
79	Joel Townsend	OL	6-3	292	Fr	Greer, S.C./Riverside
81	Travis Ruff	WR	6-3	213	Sr	Alpharetta, Ga./Alpharetta
82	Milford Scott	DE	6-5	230	Sr	Charleston, S.C./West Ashley
83	Kevin Hardy	WR	6-0	186	Jr	Ocala, Fla. (Vanguard)
84	Cullen Brown	TE	6-4	247	RFr	Cocoa Beach, Fla./Cocoa Beach
85	Domonic Jones	WR	6-5	200	RFr	Fernandina Beach, Fla./Fernandina Beach
86	Alex Sellars	TE	6-5	255	RSr	Greenwood, S.C./Greenwood
87	Adger Rice	TE	6-2	218	RSo	Columbia, S.C./A.C. Flora
88	Luke Caldwell	WR	6-1	205	Jr	Wilmington, N.C./John T. Hoggard
89	Preston Bailey	WR	6-1	192	RSo	Anderson, S.C./Byrnes
90	Derrick Bavol	DL	6-5	232	Fr	Tampa, Fla./Gaither
90	Patrick Riley	WR	6-2	188	RSo	Walkerville, Md./Walkersville
91	Derek Douglas	DT	6-1	262	RFr	Garland, Texas/Sachse
92	Jake Moorer	DL	6-3	225	RSo	Birmingham, Ala./Briarwood Christian
93	Sammy Ojeh	DT	5-11	230	Fr	Fairfax, Va./Paul VI Catholic
94	Marvon Danzie	DE	6-3	228	Fr	Grovetown/Grovetown
95	Erik Clanton	DE	6-4	238	RSr	Columbia, S.C./Spring Valley
96	Justin Oxendine	DL	6-3	249	Fr	Sumter, S.C./Sumter
97	Demarrio Sims	DT	6-2	278	RSo	Reddick, Fla./North Marion
98	Stedmen Washington	DT	6-2	237	So	Beaufort, S.C./Battery Creek
99	Ryan Sellers	K	6-1	191	RJr	Mount Pleasant, S.C./Bishop England
	David Rogers	OL	6-6	288	RSo	York, S.C./York Comprehensive
	Thomas Warren	K	6-1	184	RFr	Mount Pleasant, S.C./Bishop England

Pronunciation Key

Tolu Akindele	toe-loo a-kin-delay
Bay Amrhein	am-rine
Joseph Boateng	bo-tang
Chase Canipe	cuh-nipe
Cass Couey	coo-ee
Robert Finke	fink
Jonathan Glaspie	glass-pee
Sadath Jean-Pierre	sa-deth
Ryan Keiper	ky-purr
Biron Nabritt	ney-britt

Sammy Ojeh	o - jay
Justin Oxendine	oxen-dine
Yemi Oyegunle	yem-ee oh-yay-goon-lay
Demontrelle Smith	dee-mon-trelle
John Synovec	sin-uh-vc
Dalton Trevino	truh-veen-o

Coach Bodine	bo-dean
Coach Doornbos	dorn-bose
Coach Hogge	rhymes with lodge
Coach Laurendine	lauren-dean



2010 Team Captains

Tolu Akindele
Cortez Allen
Ryan Keiper
Alex Sellars

Offense

Defense

LT	73 Neal Strange	6-6	307	RSo.	LE	77 Chris Billingslea	6-5	249	RSo.
	76 Devin Bice	6-3	245	RFr.		68 Sherrod Croom	6-4	238	RJr.
LG	62 Jameson Bryant	6-2	275	Sr.	N	69 Quintin Turner	6-0	299	RJr.
	64 Jim Knowles	6-0	281	RFr.		33 Keith Carter	6-0	268	Fr.
C	53 Bobby Jarvis	6-2	260	RSr.	T	91 Derek Douglas	6-1	262	RFr.
	50 Mike Sellers	6-0	273	Fr.		97 Demarrio Sims	6-2	278	RSo.
RG	71 Lincoln Kling	6-6	291	Sr.	RE	95 Erik Clanton	6-3	238	RSr.
	57 Nate Gerber	6-3	271	RSo.		82 Milford Scott	6-3	230	Sr.
RT	75 Tyler Thornton	6-3	244	Sr.	S	11 Rod Harland	5-10	202	Jr.
	72 James Robey	6-3	205	RSo.		24 John Synovec	6-0	213	Sr.
P	84 Cullen Brown	6-4	247	RFr.	LB	9 DeAndre Smith	5-9	209	Jr.
	88 Luke Caldwell	6-1	205	Jr.		46 Johnathan Gaspie	5-11	215	Jr.
X	81 Travis Ruff	6-3	213	Sr.	RB	12 Tolu Akindele	5-10	213	Jr.
	83 Kevin Hardy	6-0	186	Jr.		31 Jeremy Buncum	6-0	210	Jr.
Z	85 Domonic Jones	6-5	200	RFr.	LC	45 Brandon McCladdie	6-1	190	RFr.
	88 Luke Caldwell	6-1	205	Jr.		7 Keith Gamble	5-9	168	RSo.
QB	5 Matt Thompson	6-1	184	Fr.	LS	4 Demetrius Jackson	5-10	188	Sr.
	9 Sam Martin	6-1	205	RFr.		42 Austin Boyle	5-10	178	RSo.
LS	25 Terrance Martin	6-0	193	Fr.	R	20 Joseph Boateng	5-10	180	So.
	22 Christian Robertson	5-8	163	Sr.		3 Demontrelle Smith	6-1	208	Jr.
RS	29 Scott Harward	5-10	195	RSr.	RC	13 Cortez Allen	6-2	186	RSr.
	2 Ben Dupree	5-9	180	Fr.		1 Sadath Jean-Pierre	5-10	174	RFr.
B	23 Terrell Dallas	6-0	205	Jr.					
	38 Ryan Keiper	6-0	205	RSr.					

Special Teams

					LS	53 Bobby Jarvis	6-2	260	RSr.
						44 Noah Hughes	6-1	215	Sr.
PK	99 Ryan Sellers	5-11	191	RJr.	H	39 Alexander Wall	6-1	194	Jr.
	41 Sam Keeler	5-9	181	Sr.		36 Cass Couey	6-1	199	RSo.
KO	99 Ryan Sellers	5-11	191	RJr.	KR	7 Keith Gamble	5-9	168	RSo.
	41 Sam Keeler	5-9	181	Sr.		25 Terrance Martin	6-0	193	Fr.
P	39 Alexander Wall	6-1	194	Jr.	PR	16 Greg Adams	5-9	168	So.
	36 Cass Couey	6-1	199	RSo.					



Darren Goldwater
Voice of the Bulldogs

The Citadel Sports Network, in conjunction with Kirkman Broadcasting, this year enters its 26th year broadcasting Bulldogs Football on the radio. The Citadel Sports Network's flagship station is ESPN Radio 910 and the games are distributed statewide from the Charleston-based studios.

Darren Goldwater enters his third year as the Director of Broadcasting and the "Voice of the Bulldogs" football, basketball and baseball teams. Goldwater, a 2002 graduate of Penn State, spent the previous five years as the Bulldogs baseball play by play announcer and as the producer/co-host of Charleston's longest running sports-talk show, Bobby Hartin's Fan Talk. During that time, he also called the weekly ESPN Radio High School Game of the Week

as well as select television broadcasts, including the 2007 Shrine Bowl on CSS.

During the week, Goldwater can be seen hosting the weekly "Kevin Higgins Show" online at www.citadelsports.com. He also hosts "The Kevin Higgins Radio Show" on ESPN Radio 910 as well as the all new "Chuck Driesell Show" during basketball season on Fox Sports Radio 1450. Goldwater is married to Summerville-native Ryan Nelson.

Walt Nadzak, a Citadel Athletic Hall of Famer, enters his third year as the football color analyst. Nadzak earned his spot amongst other Bulldog greats by overseeing tremendous growth in the athletic department as the Director of Athletics from 1985-2000. Under Nadzak, the football team won the Southern Conference in 1992 and finished in a tie for the number one spot in the national polls. Baseball advanced to the 1990 College World Series, to this day remaining the only Southern Conference team to ever advance to the CWS. Nadzak also laid the foundation for the Altman Athletic Center and what has become the new Johnson Hagood Stadium.

Nadzak is a graduate of Denison University and a member of the Denison Sports Hall of Fame. He also patrolled the sidelines as Head Football Coach at Juniata College and later, the University of Connecticut from 1977-'82, leading the Huskies to a share of a Conference Title in 1982.

For the second consecutive season, the broadcast crew will again feature Brad Franko roaming the sidelines. Franko, a Cleveland native and former kicker for a National Championship team at the University of Findlay, can also be seen weekday mornings anchoring News 2 Today for Charleston's NBC affiliate, WCBD News 2. In addition, Danny Reed will for the third season produce each broadcast and host the pregame, halftime and post-game shows.

Wally Momeier, Citadel class of 1971, returns as the executive engineer of The Citadel Sports Network. Momeier is also the Chief Operator for WTMZ, WQSC, WQNT and WJKB radio in Charleston.

The Bulldogs Broadcast Partner Stadium Show begins 90 minutes before kickoff of each game on our statewide network that includes affiliates in Greenville, Columbia, Florence, Sumter and Lake City. The show includes player and coaches interviews as well as up to the minute scores from games around the country.



2010 Network Affiliates

City	Station	Frequency
Charleston (Flagship):	WTMZ	910 AM
Berkeley County:	WJKB	950 AM
Columbia:	WQXL	1470 AM
Columbia:	WQXL	95.9 FM
Greenville:	WLFJ	660 AM
Greenville:	WLFJ	92.9 FM
Sumter:	WDXY	1240 AM
Sumter:	WDXY	105.9 FM
Florence:	WOLH	1230 AM
Florence:	WOLH	98.9 FM
Lake City:	WHYM	1260 AM

MEDIA INFORMATION



Director of Athletics Media Relations
Football Contact
Noelle Orr Blaney

Office: (843) 953-5353
Cell: (843) 708-0044
Fax: (843) 953-6727

Email: Noelle.Orr@citadel.edu
Press Box: (843) 953-9957/9968

Associate Director
Jon Cole

Video/Multi-media Coordinator
Cyril Samonte

Assistant Director
Ben Waring

Website:
www.CitadelSports.com

Media Relations Assistants
Montesia Deas
Brian Gargone

Mailing Address:
The Citadel Media Relations
171 Moultrie Street
Charleston, SC 29409-6150

Media Luncheons

The Citadel Athletics Department will host a football media luncheon featuring Head Coach Kevin Higgins every Monday prior to a game at 11:30 a.m. The luncheons will begin on Monday, Aug. 30th and run through Nov. 15. There will not be a luncheon on Monday, Nov. 8. All luncheons are held at the Altman Athletic Center in the South end zone and are catered by The Crab House.

Weekly Interview Policy (in-season): The Citadel Athletics Media Relations office welcomes interviews during the week and will do anything it can to assist. Every Wednesday afternoon at 12:15, all players will be available for interviews in Coward Hall on The Citadel's campus. Please notify The Citadel Athletics Media Relations Director, Noelle Orr Blaney, at least two days in advance of the players whom you wish to interview. Interviews with coaches and staff must be arranged through The Citadel Athletics Media Relations office and will be in accordance with the best time available for the reporter and coach/player. Player interviews are not permitted after Thursday's practice of game week.

SoCon Weekly Teleconference

The weekly Southern Conference football coaches teleconference began on Tuesday, Sept. 1 at 10 a.m. EDT. Each Tuesday morning throughout the season, the league's nine head football coaches will field questions from media members regarding upcoming opponents and previous games. The teleconference will continue throughout the FCS postseason, as needed.

To listen live and participate in the teleconference, dial 212-812-4494 and press 3043 3397 to enter. In addition to calling, media can go to <https://sports-systems.spiderphone.com/30433397> to register in the call. Please do not distribute this information to the public. Each teleconference will be recorded and archived on the Southern Conference's website, www.SoConSports.com, within 24 hours of the call.

SoCon Football Coaches Teleconference

Weekly Schedule	
Time (EDT)	Coach, School
10:00-10:08	Jerry Moore, Appalachian State
10:08-10:16	Kevin Higgins, The Citadel
10:16-10:24	Pete Lembo, Elon
10:24-10:32	Bobby Lamb, Furman
10:32-10:40	Jeff Monken, Georgia Southern
10:40-10:48	Pat Sullivan, Samford
10:48-10:56	Russ Huesman, Chattanooga
10:56-11:04	Dennis Wagner, Western Carolina
11:04-11:12	Mike Ayers, Wofford

The Automated ScoreBook
The Citadel Overall Team Statistics (as of Nov 01, 2010)
All games

Team Statistics	CIT	OPP
SCORING	135	257
Points Per Game	15.0	28.6
FIRST DOWNS	124	143
Rushing	104	72
Passing	13	58
Penalty	7	13
RUSHING YARDAGE	1928	1546
Yards gained rushing	2201	1740
Yards lost rushing	273	194
Rushing Attempts	483	352
Average Per Rush	4.0	4.4
Average Per Game	214.2	171.8
TDs Rushing	10	19
PASSING YARDAGE	413	1458
Comp-Att-Int	29-93-9	106-190-10
Average Per Pass	4.4	7.7
Average Per Catch	14.2	13.8
Average Per Game	45.9	162.0
TDs Passing	3	15
TOTAL OFFENSE	2341	3004
Total Plays	576	542
Average Per Play	4.1	5.5
Average Per Game	260.1	333.8
KICK RETURNS: #-Yards	38-685	28-479
PUNT RETURNS: #-Yards	21-159	12-61
INT RETURNS: #-Yards	10-126	9-68
KICK RETURN AVERAGE	18.0	17.1
PUNT RETURN AVERAGE	7.6	5.1
INT RETURN AVERAGE	12.6	7.6
FUMBLES-LOST	39-22	15-9
PENALTIES-Yards	43-349	41-385
Average Per Game	38.8	42.8
PUNTS-Yards	43-1651	40-1534
Average Per Punt	38.4	38.3
Net punt average	36.0	33.4
TIME OF POSSESSION/Game	32:13	27:51
3RD-DOWN Conversions	42/134	42/107
3rd-Down Pct	31%	39%
4TH-DOWN Conversions	11/25	5/9
4th-Down Pct	44%	56%
SACKS BY-Yards	18-107	9-49
MISC YARDS	96	25
TOUCHDOWNS SCORED	16	34
FIELD GOALS-ATTEMPTS	7-11	7-11
ON-SIDE KICKS	1-2	0-2
RED-ZONE SCORES	(13-21) 62%	(30-37) 81%
RED-ZONE TOUCHDOWNS	(8-21) 38%	(25-37) 68%
PAT-ATTEMPTS	(16-16) 100%	(32-34) 94%
ATTENDANCE	55444	107590
Games/Avg Per Game	5/11089	4/26898
Neutral Site Games		0/0

Score by Quarters	1st	2nd	3rd	4th	oT	Total
The Citadel	21	69	23	22	0	135
Opponents	75	60	73	49	0	257

The Automated ScoreBook
The Citadel Overall Individual Statistics (as of Nov 01, 2010)
All games

<u>Rushing</u>	<u>gp</u>	<u>att</u>	<u>gain</u>	<u>loss</u>	<u>net</u>	<u>avg</u>	<u>td</u>	<u>lg</u>	<u>avg/g</u>
Terrell Dallas	9	105	571	7	564	5.4	5	80	62.7
Sam Martin	9	83	335	47	288	3.5	0	17	32.0
Matt Thompson	9	98	362	98	264	2.7	3	29	29.3
Terrance Martin	9	31	186	10	176	5.7	1	27	19.6
Van Dyke Jones	7	27	134	9	125	4.6	1	17	17.9
C. Robertson	8	28	137	14	123	4.4	0	54	15.4
Scott Harward	9	23	120	9	111	4.8	0	29	12.3
Darien Robinson	7	27	105	5	100	3.7	0	15	14.3
Ben Dupree	9	26	108	28	80	3.1	0	13	8.9
Ryan Keiper	9	12	39	0	39	3.2	0	9	4.3
Rickey Anderson	4	7	37	2	35	5.0	0	13	8.8
Cass Couey	7	1	33	0	33	33.0	0	33	4.7
Tyler Starnes	9	4	21	0	21	5.2	0	9	2.3
Byron Addison	1	1	8	0	8	8.0	0	8	8.0
Blake Woodfin	1	1	1	0	1	1.0	0	1	1.0
Kevin Hardy	9	2	4	4	0	0.0	0	4	0.0
TEAM	6	7	0	40	-40	-5.7	0	0	-6.7
Total	9	483	2201	273	1928	4.0	10	80	214.2
Opponents	9	352	1740	194	1546	4.4	19	62	171.8

<u>Passing</u>	<u>gp</u>	<u>effic</u>	<u>comp-att-int</u>	<u>pct</u>	<u>yds</u>	<u>td</u>	<u>lg</u>	<u>avg/g</u>
Matt Thompson	9	74.94	22-62-7	35.5	340	3	42	37.8
Sam Martin	9	31.49	7-29-2	24.1	73	0	30	8.1
Ben Dupree	9	0.00	0-1-0	0.0	0	0	0	0.0
Luke Caldwell	9	0.00	0-1-0	0.0	0	0	0	0.0
Total	9	59.78	29-93-9	31.2	413	3	42	45.9
Opponents	9	135.77	106-190-10	55.8	1458	15	73	162.0

<u>Receiving</u>	<u>gp</u>	<u>no.</u>	<u>yds</u>	<u>avg</u>	<u>td</u>	<u>lg</u>	<u>avg/g</u>
Domonic Jones	9	11	174	15.8	2	42	19.3
Luke Caldwell	9	3	60	20.0	0	30	6.7
Scott Harward	9	3	26	8.7	0	18	2.9
Travis Ruff	9	2	26	13.0	0	15	2.9
Van Dyke Jones	7	2	13	6.5	0	9	1.9
C. Robertson	8	2	11	5.5	0	8	1.4
Alex Sellars	5	1	37	37.0	0	37	7.4
Alex Carr	2	1	34	34.0	1	34	17.0
Ben Dupree	9	1	13	13.0	0	13	1.4
Kevin Hardy	9	1	8	8.0	0	8	0.9
Greg Adams	9	1	6	6.0	0	6	0.7
Rickey Anderson	4	1	5	5.0	0	5	1.2
Total	9	29	413	14.2	3	42	45.9
Opponents	9	106	1458	13.8	15	73	162.0

<u>Punt Returns</u>	<u>no.</u>	<u>yds</u>	<u>avg</u>	<u>td</u>	<u>lg</u>
Greg Adams	21	159	7.6	0	27
Total	21	159	7.6	0	27
Opponents	12	61	5.1	0	15

<u>Interceptions</u>	<u>no.</u>	<u>yds</u>	<u>avg</u>	<u>td</u>	<u>lg</u>
D. Jackson	3	84	28.0	1	52
Cortez Allen	2	18	9.0	1	11
B. McCladdie	2	3	1.5	0	3
Tolu Akindede	1	0	0.0	0	0
J. Glaspie	1	21	21.0	0	21
Biron Nabritt	1	0	0.0	0	0
Total	10	126	12.6	2	52
Opponents	9	68	7.6	0	30

<u>Kick Returns</u>	<u>no.</u>	<u>yds</u>	<u>avg</u>	<u>td</u>	<u>lg</u>
Terrance Martin	17	317	18.6	0	31
Keith Gamble	15	300	20.0	0	41
Tyler Starnes	4	54	13.5	0	21
Domonic Jones	1	8	8.0	0	8
Ryan Keiper	1	6	6.0	0	6
Total	38	685	18.0	0	41
Opponents	28	479	17.1	0	39

<u>Fumble Returns</u>	<u>no.</u>	<u>yds</u>	<u>avg</u>	<u>td</u>	<u>lg</u>
Austin Boyle	1	38	38.0	0	38
Erik Clanton	1	40	40.0	0	40
D. Jackson	0	0	0.0	1	0
Total	2	78	39.0	1	40
Opponents	0	0	0.0	0	0

The Automated ScoreBook
The Citadel Overall Individual Statistics (as of Nov 01, 2010)
All games

Scoring	td	fg	PAT				dpx	saf	pts
			kick	rush	rcv	pass			
Terrell Dallas	5	-	-	-	-	-	-	30	
Sam Keeler	-	3-5	12-12	-	-	-	-	21	
Matt Thompson	3	-	-	-	-	-	-	18	
Ryan Sellers	-	4-6	4-4	-	-	-	-	16	
D. Jackson	2	-	-	-	-	-	-	12	
Domonic Jones	2	-	-	-	-	-	-	12	
Cortez Allen	1	-	-	-	-	-	-	6	
Van Dyke Jones	1	-	-	-	-	-	-	6	
Alex Carr	1	-	-	-	-	-	-	6	
Terrance Martin	1	-	-	-	-	-	-	6	
TEAM	-	-	-	-	-	-	1	2	
DeAndre Smith	-	-	-	-	-	-	-	0	
Total	16	7-11	16-16	-	-	-	-	135	
Opponents	34	7-11	32-34	-	-	-	-	257	

Total Offense	g	plays	rush	pass	total	avg/g
Matt Thompson	9	160	264	340	604	67.1
Terrell Dallas	9	105	564	0	564	62.7
Sam Martin	9	112	288	73	361	40.1
Terrance Martin	9	31	176	0	176	19.6
Van Dyke Jones	7	27	125	0	125	17.9
C. Robertson	8	28	123	0	123	15.4
Scott Harward	9	23	111	0	111	12.3
Darien Robinson	7	27	100	0	100	14.3
Ben Dupree	9	27	80	0	80	8.9
Ryan Keiper	9	12	39	0	39	4.3
Rickey Anderson	4	7	35	0	35	8.8
Cass Couey	7	1	33	0	33	4.7
Tyler Starnes	9	4	21	0	21	2.3
Byron Addison	1	1	8	0	8	8.0
Blake Woodfin	1	1	1	0	1	1.0
TEAM	6	7	-40	0	-40	-6.7
Total	9	576	1928	413	2341	260.1
Opponents	9	542	1546	1458	3004	333.8

Field Goals	fg	pct.	01-19	20-29	30-39	40-49	50-99	lg	blk
Sam Keeler	3-5	60.0	0-0	2-2	1-3	0-0	0-0	39	0
Ryan Sellers	4-6	66.7	0-0	1-1	2-3	1-2	0-0	47	1

Punting	no.	yds	avg	lg	tb	fc	i20	50+	blk
Cass Couey	29	1121	38.7	68	2	8	10	3	0
Alexander Wall	14	530	37.9	47	0	6	3	0	0
Total	43	1651	38.4	68	2	14	13	3	0
Opponents	40	1534	38.3	57	2	5	7	5	0

FG Sequence	The Citadel	Opponents
Chowan University	-	44,21,40
Arizona	(39),(23)	(41)
Presbyterian College	32,(21)	-
Furman	30	(24)
Western Carolina	(37),(36),47	(40)
Chattanooga	(20)	-
Appalachian State	34,(47)	(36),(39)
Georgia Southern	-	(26),(26),29
Wofford	-	-

Kickoffs	no.	yds	avg	tb	ob	retn	net	ydln
Ryan Sellers	26	1528	58.8	1	1			
Jordan Panter	4	167	41.8	0	0			
Total	30	1695	56.5	1	1	17.1	39.9	30
Opponents	48	2892	60.2	7	1	18.0	43.1	26

Numbers in (parentheses) indicate field goal was made.

The Automated ScoreBook
The Citadel Overall Individual Statistics (as of Nov 01, 2010)
All games

<u>All Purpose</u>	<u>g</u>	<u>rush</u>	<u>rcv</u>	<u>pr</u>	<u>kr</u>	<u>ir</u>	<u>total</u>	<u>avg/g</u>
Terrell Dallas	9	564	0	0	0	0	564	62.7
Terrance Martin	9	176	0	0	317	0	493	54.8
Keith Gamble	9	0	0	0	300	0	300	33.3
Sam Martin	9	288	0	0	0	0	288	32.0
Matt Thompson	9	264	0	0	0	0	264	29.3
Domonic Jones	9	0	174	0	8	0	182	20.2
Greg Adams	9	0	6	159	0	0	165	18.3
Van Dyke Jones	7	125	13	0	0	0	138	19.7
Scott Harward	9	111	26	0	0	0	137	15.2
C. Robertson	8	123	11	0	0	0	134	16.8
Darien Robinson	7	100	0	0	0	0	100	14.3
Ben Dupree	9	80	13	0	0	0	93	10.3
D. Jackson	9	0	0	0	0	84	84	9.3
Tyler Starnes	9	21	0	0	54	0	75	8.3
Luke Caldwell	9	0	60	0	0	0	60	6.7
Ryan Keiper	9	39	0	0	6	0	45	5.0
Rickey Anderso	4	35	5	0	0	0	40	10.0
Alex Sellars	5	0	37	0	0	0	37	7.4
Alex Carr	2	0	34	0	0	0	34	17.0
Cass Couey	7	33	0	0	0	0	33	4.7
Travis Ruff	9	0	26	0	0	0	26	2.9
J. Glaspie	9	0	0	0	0	21	21	2.3
Cortez Allen	9	0	0	0	0	18	18	2.0
Byron Addison	1	8	0	0	0	0	8	8.0
Kevin Hardy	9	0	8	0	0	0	8	0.9
B. McCladdie	9	0	0	0	0	3	3	0.3
Blake Woodfin	1	1	0	0	0	0	1	1.0
TEAM	6	-40	0	0	0	0	-40	-6.7
Total	9	1928	413	159	685	126	3311	367.9
Opponents	9	1546	1458	61	479	68	3612	401.3

The Automated ScoreBook
The Citadel Overall Defensive Statistics (as of Nov 01, 2010)
All games

##	Defensive Leaders	gp	Tackles			tfl/yds	Sacks no-yds	Pass defense			Fumbles		blkd	
			ua	a	tot			int-yds	brup	qbh	rcv-yds	ff	kick	saf
12	Tolu Akindele	9	29	29	58	3.0-4	.	1-0	1	2	1-0	3	.	.
11	Rod Harland	9	24	30	54	3.5-9	0.5-3	.	1	.	2-0	.	.	.
95	Erik Clanton	9	31	22	53	12.0-52	8.0-39	.	.	1	1-40	3	.	.
77	C. Billingslea	9	20	22	42	5.5-21	2.5-15	.	1	2	2-0	.	.	.
31	Jeremy Buncum	8	18	14	32	.	.	.	2	1
91	Derek Douglas	9	16	16	32	6.5-40	3.5-31	.	1	1	.	1	1	.
4	D. Jackson	9	18	13	31	.	.	3-84	1	.	.	.	1	.
20	Joseph Boateng	9	20	11	31	1.0-1	.	.	5
69	Quintin Turner	9	18	11	29	5.5-16	.	.	1	1	.	2	.	.
9D	DeAndre Smith	6	18	9	27	2.5-7	1.0-4
46	J. Glaspie	9	13	14	27	1.5-2	.	1-21
13	Cortez Allen	9	8	10	18	1.0-3	.	2-18	3
7	Keith Gamble	9	5	10	15	.	.	.	1
45	B. McCladdie	9	8	6	14	2.0-3	.	2-3	1	.	.	1	.	.
3	D. Smith	8	10	2	12	.	.	.	3
10	Biron Nabritt	9	7	3	10	.	.	1-0
97	Demarrio Sims	5	5	4	9	1.0-6	1.0-6	1	.
24	John Synovec	7	6	2	8
33	Keith Carter	9	4	3	7	2.0-5	0.5-2	1	.	.
43	Davis Boyle	7	6	1	7	.	.	.	1
38	Ryan Keiper	9	2	4	6
17	Jamal Allen	7	3	3	6	1.0-7	1.0-7	.	2
82	Milford Scott	8	2	4	6	1.5-3
42	Austin Boyle	9	1	4	5	0.5-1	1-38	.	.	.
18	Tyler Starnes	9	1	3	4	1-0	1	.	.
9	Sam Martin	9	2	2	4	1-0	.	.	.
1	S. Jean-Pierre	7	2	2	4
81	Travis Ruff	9	1	2	3
53	Bobby Jarvis	9	1	1	2
16	Greg Adams	9	1	1	2
26	Yemi Oyegunle	5	.	1	1
29	Scott Harward	9	1	.	1
TM	TEAM	6	1	.	1	1
68	Sherrod Croom	2	1	.	1
99	Ryan Sellers	9	1	.	1
71	Lincoln Kling	9	.	1	1
75	Tyler Thornton	9	1	.	1
83	Kevin Hardy	9	.	1	1
84	Cullen Brown	8	1	.	1
2	Ben Dupree	9	1	.	1
3C	Alexander Wall	3	.	1	1
Total		9	307	262	569	50-180	18-107	10-126	24	8	9-78	12	3	1
Opponents		9	361	314	675	59-183	9-49	9-68	13	3	22-0	15	1	.

The Automated ScoreBook
The Citadel Game Results (as of Nov 01, 2010)
All games

Date	Opponent		Score	Overall	Conference	Time	Attend
Sep 03, 2010	CHOWAN UNIVERSITY	W	56-14	1-0	0-0	2:55	9016
Sep 11, 2010	at Arizona	L	6-52	1-1	0-0	2:57	54814
Sep 18, 2010	PRESBYTERIAN COLLEGE	W	26-14	2-1	0-0	2:50	12792
* Sep 25, 2010	at #23 Furman	L	14-31	2-2	0-1	2:44	12791
* Oct 02, 2010	WESTERN CAROLINA	L	13-24	2-3	0-2	2:42	10207
* Oct 09, 2010	CHATTANOOGA	L	10-28	2-4	0-3	2:29	13044
* Oct 16, 2010	at #1 Appalachian State	L	10-39	2-5	0-4	2:36	29519
* Oct 23, 2010	GEORGIA SOUTHERN	L	0-20	2-6	0-5	2:18	10385
* Oct 30, 2010	at #9 Wofford	L	0-35	2-7	0-6	2:39	10466

The Automated ScoreBook
The Citadel Team Game-by-Game (as of Nov 01, 2010)
All games

TEAM STATISTICS

Date	Opponent	Rushing				Receiving				Passing				Kick Returns				Punt Returns				tot off
		no.	yds	td	lg	no.	yds	td	lg	cmp-att-int	yds	td	lg	no.	yds	td	lg	no.	yds	td	lg	
Sep 03	CHOWAN UNIVERSITY	52	247	2	29	5	127	3	42	5-6-0	127	3	42	2	26	0	20	2	32	0	19	374
Sep 11	at Arizona	50	150	0	30	3	21	0	9	3-14-0	21	0	9	6	135	0	31	0	0	0	0	171
Sep 18	PRESBYTERIAN COLLEGE	61	359	3	80	2	11	0	8	2-7-0	11	0	8	2	34	0	26	6	70	0	27	370
Sep 25	at Furman	60	294	2	29	6	65	0	16	6-18-2	65	0	16	4	91	0	28	3	1	0	2	359
Oct 02	WESTERN CAROLINA	58	198	1	45	6	106	0	30	6-17-1	106	0	30	3	40	0	19	4	21	0	13	304
Oct 09	CHATTANOOGA	57	238	1	33	2	25	0	21	2-8-1	25	0	21	4	54	0	21	2	26	0	22	263
Oct 16	at Appalachian State	53	197	1	28	0	0	0	0	0-6-1	0	0	0	8	146	0	41	0	0	0	0	197
Oct 23	GEORGIA SOUTHERN	38	113	0	16	3	47	0	17	3-9-3	47	0	17	5	89	0	33	3	6	0	6	160
Oct 30	at Wofford	54	132	0	19	2	11	0	11	2-8-1	11	0	11	4	70	0	23	1	3	0	3	143
Opponents		483	1928	10	80	29	413	3	42	29-93-9	413	3	42	38	685	0	41	21	159	0	27	2341
Opponents		352	1546	19	62	106	1458	15	73	106-190-10	1458	15	73	28	479	0	39	12	61	0	15	3004

Games played: 9
 Avg per rush: 4.0
 Avg per catch: 14.2
 Pass efficiency: 59.78
 Kick ret avg: 18.0
 Punt ret avg: 7.6
 All purpose avg/game: 367.9
 Total offense avg/gm: 260.1

Date	Opponent	Tackles				Sacks	Fumble	Pass Defense			Blkd	PAT Attempts				pts		
		ua	a	total	tfl-yds	no-yds	ff	fr-yds	int-yds	qbh	brup	kick	kick	rush	rcv		saf	
Sep 03	CHOWAN UNIVERSITY	40	24	64	12.0-61	7.0-51	2	2-0	4-80	0	4	1	8-8	0	0	0	0	56
Sep 11	at Arizona	42	26	68	5.0-18	2.0-9	1	0-0	1-0	0	2	0	0-0	0	0	0	0	6
Sep 18	PRESBYTERIAN COLLE	32	20	52	12.0-45	5.0-28	1	0-0	3-43	0	6	0	3-3	0	0	1	26	
Sep 25	at Furman	25	24	49	5.0-16	0.0-0	0	0-0	0-0	0	1	0	2-2	0	0	0	14	
Oct 02	WESTERN CAROLINA	22	24	46	3.0-12	1.0-9	2	2-0	0-0	0	4	0	1-1	0	0	0	13	
Oct 09	CHATTANOOGA	34	32	66	1.0-4	1.0-4	1	1-0	0-0	3	1	0	1-1	0	0	0	10	
Oct 16	at Appalachian State	28	50	78	5.0-10	0.0-0	0	1-40	1-0	4	3	2	1-1	0	0	0	10	
Oct 23	GEORGIA SOUTHERN	45	50	95	4.0-9	1.0-4	3	1-0	1-3	0	0	0	0-0	0	0	0	0	
Oct 30	at Wofford	39	12	51	3.0-5	1.0-2	2	2-38	0-0	1	3	0	0-0	0	0	0	0	
Opponents		307	262	569	50.0-180	18.0-107	12	9-78	10-126	8	24	3	16-16	0	0	1	135	
Opponents		361	314	675	59.0-183	9.0-49	15	22-0	9-68	3	13	1	32-34	0	0	0	257	

Date	Opponent	Punting							Field Goals			Kickoffs						
		no.	yds	avg	long	blkd	tb	fc	50+	i20	md-att	long	blkd	no.	yds	avg	tb	ob
Sep 03	CHOWAN UNIVERSITY	4	161	40.2	49	0	0	0	0	2	0-0	0	0	9	477	53.0	1	1
Sep 11	at Arizona	7	295	42.1	53	0	0	4	1	2	2-2	39	0	3	161	53.7	0	0
Sep 18	PRESBYTERIAN COLLE	6	214	35.7	42	0	0	2	0	4	1-2	21	0	5	278	55.6	0	0
Sep 25	at Furman	5	151	30.2	40	0	1	1	0	0	0-1	0	0	1	68	68.0	0	0
Oct 02	WESTERN CAROLINA	3	122	40.7	68	0	1	0	1	0	2-3	37	0	4	231	57.8	0	0
Oct 09	CHATTANOOGA	4	178	44.5	51	0	0	1	1	2	1-1	20	0	3	175	58.3	0	0
Oct 16	at Appalachian State	4	169	42.2	46	0	0	1	0	0	1-2	47	1	3	179	59.7	0	0
Oct 23	GEORGIA SOUTHERN	3	111	37.0	47	0	0	2	0	1	0-0	0	0	1	62	62.0	0	0
Oct 30	at Wofford	7	250	35.7	45	0	0	3	0	2	0-0	0	0	1	64	64.0	0	0
Opponents		43	1651	38.4	68	0	2	14	3	13	7-11	47	1	30	1695	56.5	1	1
Opponents		40	1534	38.3	57	0	2	5	5	7	7-11	41	1	48	2892	60.2	7	1

The Automated ScoreBook
The Citadel Opponent Game-by-Game (as of Nov 01, 2010)
All games

OPPONENT STATISTICS

Date	Opponent	Rushing				Receiving				Passing				Kick Returns				Punt Returns				tot off
		no.	yds	td	lg	no.	yds	td	lg	cmp-att-int	yds	td	lg	no.	yds	td	lg	no.	yds	td	lg	
Sep 03	CHOWAN UNIVERSITY	34	66	1	21	16	245	1	47	16-29-4	245	1	47	7	123	0	39	3	15	0	7	311
Sep 11	at Arizona	36	214	5	62	25	275	2	44	25-33-1	275	2	44	3	82	0	39	3	8	0	15	489
Sep 18	PRESBYTERIAN COLLEGE	30	122	2	43	11	90	0	25	11-26-3	90	0	25	5	70	0	26	1	3	0	3	212
Sep 25	at Furman	29	125	3	25	12	171	1	45	12-21-0	171	1	45	1	31	0	31	0	0	0	0	296
Oct 02	WESTERN CAROLINA	31	119	1	33	10	154	2	41	10-19-0	154	2	41	4	41	0	13	0	0	0	0	273
Oct 09	CHATTANOOGA	41	222	2	34	13	157	2	46	13-21-0	157	2	46	3	35	0	19	1	15	0	15	379
Oct 16	at Appalachian State	39	155	0	33	14	241	5	73	14-26-1	241	5	73	3	66	0	26	2	10	0	6	396
Oct 23	GEORGIA SOUTHERN	69	286	2	33	0	0	0	0	0-3-1	0	0	0	1	11	0	11	1	7	0	7	286
Oct 30	at Wofford	43	237	3	19	5	125	2	31	5-12-0	125	2	31	1	20	0	20	1	3	0	3	362
The Citadel		352	1546	19	62	106	1458	15	73	106-190-10	1458	15	73	28	479	0	39	12	61	0	15	3004
The Citadel		483	1928	10	80	29	413	3	42	29-93-9	413	3	42	38	685	0	41	21	159	0	27	2341

Games played: 9
 Avg per rush: 4.4
 Avg per catch: 13.8
 Pass efficiency: 135.77
 Kick ret avg: 17.1
 Punt ret avg: 5.1
 All purpose avg/game: 401.3
 Total offense avg/gm: 333.8

Date	Opponent	Tackles				Sacks	Fumble		Pass Defense			Blkd	PAT Attempts				pts
		ua	a	total	tfl-yds	no-yds	ff	fr-yds	int-yds	qbh	brup	kick	kick	rush	rcv	saf	
Sep 03	CHOWAN UNIVERSITY	37	34	71	4.0-9	0.0-0	2	2-0	0-0	0	0	0	2-2	0	0	0	14
Sep 11	at Arizona	44	22	66	5.0-24	3.0-19	2	3-0	0-0	0	3	0	7-7	0	0	0	52
Sep 18	PRESBYTERIAN COLLE	38	46	84	6.0-14	0.0-0	3	2-0	0-0	0	1	0	2-2	0	0	0	14
Sep 25	at Furman	45	44	89	5.0-15	0.0-0	1	1-0	2-2	0	4	0	4-4	0	0	0	31
Oct 02	WESTERN CAROLINA	47	36	83	10.0-35	2.0-15	2	2-0	1-0	1	1	0	3-3	0	0	0	24
Oct 09	CHATTANOOGA	47	28	75	5.0-19	1.0-8	0	2-0	1-0	0	1	0	4-4	0	0	0	28
Oct 16	at Appalachian State	29	56	85	6.0-16	1.0-3	1	1-0	1-30	1	3	1	3-5	0	0	0	39
Oct 23	GEORGIA SOUTHERN	31	26	57	8.0-14	1.0-1	3	6-0	3-27	0	0	0	2-2	0	0	0	20
Oct 30	at Wofford	43	22	65	10.0-37	1.0-3	1	3-0	1-9	1	0	0	5-5	0	0	0	35
The Citadel		361	314	675	59.0-183	9.0-49	15	22-0	9-68	3	13	1	32-34	0	0	0	257
The Citadel		307	262	569	50.0-180	18.0-107	12	9-78	10-126	8	24	3	16-16	0	0	1	135

Date	Opponent	Punting							Field Goals			Kickoffs						
		no.	yds	avg	long	blkd	tb	fc	50+	i20	md-att	long	blkd	no.	yds	avg	tb	ob
Sep 03	CHOWAN UNIVERSITY	4	108	27.0	40	0	0	0	0	0	0-3	0	1	3	127	42.3	0	0
Sep 11	at Arizona	3	103	34.3	39	0	1	0	0	0	1-1	41	0	9	599	66.6	3	0
Sep 18	PRESBYTERIAN COLLE	8	376	47.0	57	0	1	1	3	0	0-0	0	0	2	98	49.0	0	0
Sep 25	at Furman	6	219	36.5	49	0	0	1	0	1	1-1	24	0	5	313	62.6	1	0
Oct 02	WESTERN CAROLINA	5	185	37.0	39	0	0	0	0	0	1-1	40	0	5	274	54.8	1	0
Oct 09	CHATTANOOGA	3	121	40.3	48	0	0	0	0	0	0-0	0	0	5	294	58.8	1	0
Oct 16	at Appalachian State	2	45	22.5	25	0	0	1	0	2	2-2	39	0	8	520	65.0	0	0
Oct 23	GEORGIA SOUTHERN	4	189	47.2	57	0	0	1	2	1	2-3	26	0	5	289	57.8	0	0
Oct 30	at Wofford	5	188	37.6	44	0	0	1	0	3	0-0	0	0	6	378	63.0	1	1
The Citadel		40	1534	38.3	57	0	2	5	5	7	7-11	41	1	48	2892	60.2	7	1
The Citadel		43	1651	38.4	68	0	2	14	3	13	7-11	47	1	30	1695	56.5	1	1

The Automated ScoreBook
The Citadel Game Superlatives (as of Nov 01, 2010)
All games

INDIVIDUAL GAME HIGHS

Rushes	17	Sam Martin vs Western Carolina (Oct 02, 2010)
Yards Rushing	172	Terrell Dallas vs Presbyterian College (Sep 18, 2010)
TD Rushes	2	Terrell Dallas vs Presbyterian College (Sep 18, 2010)
Long Rush	80	Terrell Dallas vs Presbyterian College (Sep 18, 2010)
Pass attempts	15	Matt Thompson at Furman (Sep 25, 2010)
Pass completions	5	Matt Thompson vs Chowan University (Sep 03, 2010)
	5	Matt Thompson at Furman (Sep 25, 2010)
Yards Passing	127	Matt Thompson vs Chowan University (Sep 03, 2010)
TD Passes	3	Matt Thompson vs Chowan University (Sep 03, 2010)
Long Pass	42	Matt Thompson vs Chowan University (Sep 03, 2010)
Receptions	3	Domonic Jones vs Chowan University (Sep 03, 2010)
	3	Domonic Jones vs Georgia Southern (Oct 23, 2010)
Yards Receiving	56	Domonic Jones vs Chowan University (Sep 03, 2010)
TD Receptions	2	Domonic Jones vs Chowan University (Sep 03, 2010)
Long Reception	42	Domonic Jones vs Chowan University (Sep 03, 2010)
Field Goals	2	Sam Keeler at Arizona (Sep 11, 2010)
	2	Ryan Sellers vs Western Carolina (Oct 02, 2010)
Long Field Goal	47	Ryan Sellers at Appalachian State (Oct 16, 2010)
Punts	7	Cass Couey at Arizona (Sep 11, 2010)
	7	Alexander Wall at Wofford (Oct 30, 2010)
Punting Avg	44.5	Cass Couey vs Chattanooga (Oct 09, 2010)
Long Punt	68	Cass Couey vs Western Carolina (Oct 02, 2010)
Long Punt Return	27	Greg Adams vs Presbyterian College (Sep 18, 2010)
Long Kickoff Return	41	Keith Gamble at Appalachian State (Oct 16, 2010)
Tackles	16	Erik Clanton vs Georgia Southern (Oct 23, 2010)
Sacks	3.0	Erik Clanton vs Chowan University (Sep 03, 2010)
Tackles For Loss	4.0	Erik Clanton vs Chowan University (Sep 03, 2010)
Interceptions	2	D. Jackson vs Presbyterian College (Sep 18, 2010)

The Automated ScoreBook
The Citadel Game Superlatives (as of Nov 01, 2010)
All games

TEAM GAME HIGHS

Rushes	61	vs Presbyterian College (Sep 18, 2010)
Yards Rushing	359	vs Presbyterian College (Sep 18, 2010)
Yards Per Rush	5.9	vs Presbyterian College (Sep 18, 2010)
TD Rushes	3	vs Presbyterian College (Sep 18, 2010)
Pass attempts	18	at Furman (Sep 25, 2010)
Pass completions	6	at Furman (Sep 25, 2010)
	6	vs Western Carolina (Oct 02, 2010)
Yards Passing	127	vs Chowan University (Sep 03, 2010)
Yards Per Pass	21.2	vs Chowan University (Sep 03, 2010)
TD Passes	3	vs Chowan University (Sep 03, 2010)
Total Plays	78	at Furman (Sep 25, 2010)
Total Offense	374	vs Chowan University (Sep 03, 2010)
Yards Per Play	6.4	vs Chowan University (Sep 03, 2010)
Points	56	vs Chowan University (Sep 03, 2010)
Sacks By	7	vs Chowan University (Sep 03, 2010)
First Downs	22	at Furman (Sep 25, 2010)
Penalties	8	vs Presbyterian College (Sep 18, 2010)
Penalty Yards	70	vs Presbyterian College (Sep 18, 2010)
Turnovers	9	vs Georgia Southern (Oct 23, 2010)
Interceptions By	4	vs Chowan University (Sep 03, 2010)

The Automated ScoreBook
The Citadel Game Superlatives (as of Nov 01, 2010)
All games

OPPONENT INDIVIDUAL GAME HIGHS

Rushes	35	McKinnon, Jerick, vs Georgia Southern (Oct 23, 2010)
Yards Rushing	182	McKinnon, Jerick, vs Georgia Southern (Oct 23, 2010)
TD Rushes	3	Grigsby, N., at Arizona (Sep 11, 2010)
Long Rush	62	Grigsby, N., at Arizona (Sep 11, 2010)
Pass attempts	26	STOVER, Cameron, vs Chowan University (Sep 03, 2010)
Pass completions	17	Foles, N., at Arizona (Sep 11, 2010)
Yards Passing	245	STOVER, Cameron, vs Chowan University (Sep 03, 2010)
TD Passes	5	DeAndre Presley, at Appalachian State (Oct 16, 2010)
Long Pass	73	DeAndre Presley, at Appalachian State (Oct 16, 2010)
Receptions	7	Joel Bradford, vs Chattanooga (Oct 09, 2010)
Yards Receiving	99	Brian Quick, at Appalachian State (Oct 16, 2010)
TD Receptions	2	Brian Quick, at Appalachian State (Oct 16, 2010)
Long Reception	73	Travaris Cadet, at Appalachian State (Oct 16, 2010)
Field Goals	2	Jason Vitaris, at Appalachian State (Oct 16, 2010)
	2	Mora, Adrian, vs Georgia Southern (Oct 23, 2010)
Long Field Goal	41	Zendejas, A., at Arizona (Sep 11, 2010)
Punts	8	MORGANO, Patric, vs Presbyterian College (Sep 18, 2010)
Punting Avg	47.2	Edwards, Charlie, vs Georgia Southern (Oct 23, 2010)
Long Punt	57	MORGANO, Patric, vs Presbyterian College (Sep 18, 2010)
	57	Edwards, Charlie, vs Georgia Southern (Oct 23, 2010)
Long Punt Return	15	Wright, W., at Arizona (Sep 11, 2010)
	15	Joel Bradford, vs Chattanooga (Oct 09, 2010)
Long Kickoff Return	39	GOODMAN, Tony, vs Chowan University (Sep 03, 2010)
	39	Cobb, T., at Arizona (Sep 11, 2010)
Tackles	14	K. Anderson, at Furman (Sep 25, 2010)
	14	Ryan Consiglio, vs Chattanooga (Oct 09, 2010)
Sacks	1.0	Earls, D., at Arizona (Sep 11, 2010)
	1.0	Reed, B., at Arizona (Sep 11, 2010)
	1.0	Washington, J., at Arizona (Sep 11, 2010)
	1.0	Trey Selby, vs Western Carolina (Oct 02, 2010)
	1.0	Joshua Williams, vs Chattanooga (Oct 09, 2010)
	1.0	DuBose, Dion, vs Georgia Southern (Oct 23, 2010)
	1.0	K. Thompson, at Wofford (Oct 30, 2010)
Tackles For Loss	3.0	Josh Lynn, at Furman (Sep 25, 2010)
	3.0	Adam Hearn, vs Western Carolina (Oct 02, 2010)
Interceptions	2	Scott, Laron, vs Georgia Southern (Oct 23, 2010)

The Automated ScoreBook
The Citadel Game Superlatives (as of Nov 01, 2010)
All games

OPPONENT TEAM GAME HIGHS

Rushes	69	vs Georgia Southern (Oct 23, 2010)
Yards Rushing	286	vs Georgia Southern (Oct 23, 2010)
Yards Per Rush	5.9	at Arizona (Sep 11, 2010)
TD Rushes	5	at Arizona (Sep 11, 2010)
Pass attempts	33	at Arizona (Sep 11, 2010)
Pass completions	25	at Arizona (Sep 11, 2010)
Yards Passing	275	at Arizona (Sep 11, 2010)
Yards Per Pass	10.4	at Wofford (Oct 30, 2010)
TD Passes	5	at Appalachian State (Oct 16, 2010)
Total Plays	72	vs Georgia Southern (Oct 23, 2010)
Total Offense	489	at Arizona (Sep 11, 2010)
Yards Per Play	7.1	at Arizona (Sep 11, 2010)
Points	52	at Arizona (Sep 11, 2010)
Sacks By	3	at Arizona (Sep 11, 2010)
First Downs	22	at Arizona (Sep 11, 2010)
Penalties	8	vs Chowan University (Sep 03, 2010)
Penalty Yards	92	vs Chowan University (Sep 03, 2010)
Turnovers	6	vs Chowan University (Sep 03, 2010)
Interceptions By	3	vs Georgia Southern (Oct 23, 2010)

The Automated ScoreBook
The Citadel Red-Zone Results (as of Nov 01, 2010)
All games

The Citadel Inside Opponent Red-Zone

Date	Opponent	Score	Times In RZ	Times Scored	Total Pts	Rush TDs	Pass TDs	FGs Made	Failed to score inside RZ						
									FGA	Down	Int	Fumb	Half	Game	
Sep 03, 2010	CHOWAN UNIVERSITY	W 56-14	8	4	28	4	2	2	0	0	1	0	2	1	0
Sep 11, 2010	at Arizona	L 6-52	1	1	3	0	0	0	1	0	0	0	0	0	0
Sep 18, 2010	PRESBYTERIAN COLLEG	W 26-14	4	2	10	1	1	0	1	1	0	0	1	0	0
Sep 25, 2010	at Furman	L 14-31	3	2	14	2	2	0	0	1	0	0	0	0	0
Oct 02, 2010	WESTERN CAROLINA	L 13-24	2	2	6	0	0	0	2	0	0	0	0	0	0
Oct 09, 2010	CHATTANOOGA	L 10-28	2	2	10	1	1	0	1	0	0	0	0	0	0
Oct 16, 2010	at Appalachian State	L 10-39	1	0	0	0	0	0	0	1	0	0	0	0	0
Oct 23, 2010	GEORGIA SOUTHERN	L 0-20	0	0	0	0	0	0	0	0	0	0	0	0	0
Oct 30, 2010	at Wofford	L 0-35	0	0	0	0	0	0	0	0	0	0	0	0	0
Totals			21	13	71	8	6	2	5	3	1	0	3	1	0

13 of 21 (61.9%)

Opponents Inside The Citadel Red-Zone

Date	Opponent	Score	Times In RZ	Times Scored	Total Pts	Rush TDs	Pass TDs	FGs Made	Failed to score inside RZ						
									FGA	Down	Int	Fumb	Half	Game	
Sep 03, 2010	CHOWAN UNIVERSITY	W 56-14	5	2	14	2	1	1	0	3	0	0	0	0	0
Sep 11, 2010	at Arizona	L 6-52	6	6	38	5	3	2	1	0	0	0	0	0	0
Sep 18, 2010	PRESBYTERIAN COLLEG	W 26-14	1	1	7	1	1	0	0	0	0	0	0	0	0
Sep 25, 2010	at Furman	L 14-31	4	4	24	3	3	0	1	0	0	0	0	0	0
Oct 02, 2010	WESTERN CAROLINA	L 13-24	3	3	21	3	1	2	0	0	0	0	0	0	0
Oct 09, 2010	CHATTANOOGA	L 10-28	4	3	21	3	2	1	0	0	1	0	0	0	0
Oct 16, 2010	at Appalachian State	L 10-39	5	4	23	3	0	3	1	0	1	0	0	0	0
Oct 23, 2010	GEORGIA SOUTHERN	L 0-20	5	4	20	2	2	0	2	1	0	0	0	0	0
Oct 30, 2010	at Wofford	L 0-35	4	3	21	3	3	0	0	0	0	0	1	0	0
Totals			37	30	189	25	16	9	5	4	2	0	1	0	0

30 of 37 (81.1%)

The Automated ScoreBook
The Citadel By-Quarter Statistics (as of Nov 01, 2010)
All games

3rd-Down Conversions

Date	Opponent	Score	Overall	1st Qtr	2nd Qtr	3rd Qtr	4th Qtr	Overtime
Sep 03, 2010	CHOWAN UNIVERSITY	W 56-14	4-11 36.4	1-3 33.3	2-3 66.7	0-2 0.0	1-3 33.3	
Sep 11, 2010	at Arizona	L 6-52	7-19 36.8	2-5 40.0	0-4 0.0	3-6 50.0	2-4 50.0	
Sep 18, 2010	PRESBYTERIAN COLLEG	W 26-14	5-17 29.4	1-4 25.0	3-4 75.0	0-3 0.0	1-6 16.7	
Sep 25, 2010	at Furman	L 14-31	6-16 37.5	2-5 40.0	1-3 33.3	1-2 50.0	2-6 33.3	
Oct 02, 2010	WESTERN CAROLINA	L 13-24	6-20 30.0	1-4 25.0	1-4 25.0	3-5 60.0	1-7 14.3	
Oct 09, 2010	CHATTANOOGA	L 10-28	5-14 35.7	0-2 0.0	4-6 66.7	0-4 0.0	1-2 50.0	
Oct 16, 2010	at Appalachian State	L 10-39	5-15 33.3	1-3 33.3	2-5 40.0	1-4 25.0	1-3 33.3	
Oct 23, 2010	GEORGIA SOUTHERN	L 0-20	1-8 12.5	1-1 100.0	0-2 0.0	0-2 0.0	0-3 0.0	
Oct 30, 2010	at Wofford	L 0-35	3-14 21.4	2-6 33.3	0-3 0.0	0-2 0.0	1-3 33.3	
The Citadel			42-134 31.3	11-33 33.3	13-34 38.2	8-30 26.7	10-37 27.0	0-0 0.0
Opponents			42-107 39.3	11-25 44.0	11-31 35.5	10-26 38.5	10-25 40.0	0-0 0.0

4th-Down Conversions

Date	Opponent	Score	Overall	1st Qtr	2nd Qtr	3rd Qtr	4th Qtr	Overtime
Sep 03, 2010	CHOWAN UNIVERSITY	W 56-14	1-2 50.0	0-1 0.0	0-0 0.0	1-1 100.0	0-0 0.0	
Sep 11, 2010	at Arizona	L 6-52	0-1 0.0	0-0 0.0	0-1 0.0	0-0 0.0	0-0 0.0	
Sep 18, 2010	PRESBYTERIAN COLLEG	W 26-14	1-2 50.0	1-1 100.0	0-0 0.0	0-0 0.0	0-1 0.0	
Sep 25, 2010	at Furman	L 14-31	2-3 66.7	0-0 0.0	0-0 0.0	0-1 0.0	2-2 100.0	
Oct 02, 2010	WESTERN CAROLINA	L 13-24	2-5 40.0	0-1 0.0	0-1 0.0	0-0 0.0	2-3 66.7	
Oct 09, 2010	CHATTANOOGA	L 10-28	3-4 75.0	0-1 0.0	1-1 100.0	2-2 100.0	0-0 0.0	
Oct 16, 2010	at Appalachian State	L 10-39	0-3 0.0	0-2 0.0	0-0 0.0	0-0 0.0	0-1 0.0	
Oct 23, 2010	GEORGIA SOUTHERN	L 0-20	1-2 50.0	0-0 0.0	0-0 0.0	0-0 0.0	1-2 50.0	
Oct 30, 2010	at Wofford	L 0-35	1-3 33.3	0-1 0.0	0-1 0.0	0-0 0.0	1-1 100.0	
The Citadel			11-25 44.0	1-7 14.3	1-4 25.0	3-4 75.0	6-10 60.0	0-0 0.0
Opponents			5-9 55.6	2-3 66.7	0-1 0.0	2-2 100.0	1-3 33.3	0-0 0.0

Time of Possession

Date	Opponent	Score	Overall	1st Qtr	2nd Qtr	3rd Qtr	4th Qtr	Overtime
Sep 03, 2010	CHOWAN UNIVERSITY	W 56-14	28:34	6:26	5:40	7:53	8:35	
Sep 11, 2010	at Arizona	L 6-52	32:38	8:58	6:55	9:17	7:28	
Sep 18, 2010	PRESBYTERIAN COLLEG	W 26-14	38:37	9:13	7:42	8:23	13:19	
Sep 25, 2010	at Furman	L 14-31	36:51	9:48	8:44	7:05	11:14	
Oct 02, 2010	WESTERN CAROLINA	L 13-24	35:30	6:33	9:03	11:30	8:24	
Oct 09, 2010	CHATTANOOGA	L 10-28	31:09	8:39	10:34	8:39	3:17	
Oct 16, 2010	at Appalachian State	L 10-39	29:02	4:53	9:57	7:58	6:14	
Oct 23, 2010	GEORGIA SOUTHERN	L 0-20	22:49	4:43	5:16	5:35	7:15	
Oct 30, 2010	at Wofford	L 0-35	34:43	12:05	6:54	7:34	8:10	
The Citadel			Total 289:53	71:18	70:45	73:54	73:56	0:00
			Avg. 32:12	7:55	7:51	8:12	8:12	0:00
Opponents			Total 250:43	63:42	64:15	61:06	61:40	0:00
			Avg. 27:51	7:04	7:08	6:47	6:51	0:00